

Virginia State AAA High School Tournament

Team Standings

Final Results

| Plc | Score | School | CH | WB | 1 | 2 | 3 | 4 | 5 | 6 | 7 | 8 |
|-----|-------|--------------------|----|----|---|---|---|---|---|---|---|---|
| 1 | 169.5 | Colonial Forge | 0 | 0 | 2 | 3 | 1 | 1 | 1 | 0 | 0 | 2 |
| 2 | 152.0 | Great Bridge | 0 | 0 | 2 | 3 | 1 | 1 | 0 | 0 | 0 | 0 |
| 3 | 74.0 | Floyd Kellam | 0 | 0 | 2 | 0 | 0 | 0 | 1 | 1 | 0 | 0 |
| 4 | 68.5 | Cox | 0 | 0 | 1 | 0 | 0 | 0 | 1 | 1 | 1 | 1 |
| 5 | 61.0 | Hayfield | 0 | 0 | 1 | 0 | 0 | 2 | 0 | 1 | 0 | 0 |
| | 61.0 | Westfield | 0 | 0 | 1 | 0 | 1 | 0 | 0 | 1 | 1 | 1 |
| 7 | 59.5 | Gar-Field | 0 | 0 | 0 | 2 | 0 | 0 | 0 | 1 | 0 | 1 |
| 8 | 53.0 | Robinson | 0 | 0 | 2 | 0 | 0 | 0 | 0 | 0 | 0 | 0 |
| 9 | 51.0 | Fauquier | 0 | 0 | 0 | 1 | 1 | 1 | 0 | 0 | 1 | 0 |
| 10 | 48.0 | James River | 0 | 0 | 0 | 0 | 1 | 1 | 1 | 0 | 0 | 1 |
| 11 | 40.5 | Brooke Point | 0 | 0 | 0 | 1 | 1 | 0 | 0 | 0 | 0 | 1 |
| 12 | 35.0 | Langley | 0 | 0 | 0 | 1 | 0 | 0 | 1 | 0 | 0 | 0 |
| | 35.0 | Massaponax | 0 | 0 | 1 | 0 | 0 | 0 | 0 | 1 | 0 | 0 |
| 14 | 33.0 | Western Branch | 0 | 0 | 0 | 0 | 1 | 0 | 1 | 0 | 0 | 1 |
| 15 | 31.5 | Menchville | 0 | 0 | 1 | 0 | 0 | 0 | 0 | 1 | 0 | 0 |
| 16 | 30.0 | Landstown | 0 | 0 | 0 | 0 | 2 | 0 | 0 | 0 | 0 | 0 |
| 17 | 29.0 | First Colonial | 0 | 0 | 0 | 0 | 1 | 0 | 1 | 1 | 0 | 0 |
| | 29.0 | Lake Braddock | 0 | 0 | 0 | 0 | 1 | 0 | 0 | 0 | 1 | 0 |
| | 29.0 | Mountain View | 0 | 0 | 0 | 0 | 0 | 1 | 0 | 0 | 1 | 1 |
| 20 | 25.0 | Battlefield | 0 | 0 | 0 | 0 | 0 | 1 | 1 | 0 | 0 | 0 |
| 21 | 24.0 | Kempsville | 0 | 0 | 0 | 0 | 1 | 0 | 0 | 1 | 0 | 0 |
| 22 | 23.0 | Gloucester | 0 | 0 | 1 | 0 | 0 | 0 | 0 | 0 | 0 | 0 |
| | 23.0 | Hanover | 0 | 0 | 0 | 0 | 0 | 0 | 1 | 0 | 1 | 0 |
| 24 | 21.5 | Forest Park | 0 | 0 | 0 | 0 | 0 | 0 | 0 | 2 | 0 | 1 |
| | 21.5 | McLean | 0 | 0 | 0 | 0 | 1 | 0 | 0 | 0 | 0 | 0 |
| 26 | 21.0 | North Stafford | 0 | 0 | 0 | 1 | 0 | 0 | 0 | 0 | 0 | 0 |
| 27 | 20.0 | Princess Anne | 0 | 0 | 0 | 1 | 0 | 0 | 0 | 0 | 0 | 0 |
| 28 | 18.0 | Salem | 0 | 0 | 0 | 1 | 0 | 0 | 0 | 0 | 0 | 0 |
| 29 | 17.0 | Granby | 0 | 0 | 0 | 0 | 1 | 0 | 0 | 0 | 0 | 0 |
| | 17.0 | Oscar Smith | 0 | 0 | 0 | 0 | 0 | 1 | 0 | 0 | 0 | 0 |
| | 17.0 | Thomas Dale | 0 | 0 | 0 | 0 | 0 | 1 | 0 | 0 | 0 | 0 |
| 32 | 16.0 | Bethel | 0 | 0 | 0 | 0 | 0 | 1 | 0 | 0 | 0 | 0 |
| 33 | 15.0 | Maury | 0 | 0 | 0 | 0 | 0 | 0 | 1 | 0 | 0 | 0 |
| | 15.0 | T.C. Williams | 0 | 0 | 0 | 0 | 0 | 1 | 0 | 0 | 0 | 0 |
| 35 | 14.0 | Manchester | 0 | 0 | 0 | 0 | 0 | 1 | 0 | 0 | 0 | 0 |
| 36 | 13.0 | Annandale | 0 | 0 | 0 | 0 | 0 | 1 | 0 | 0 | 0 | 0 |
| | 13.0 | Chantilly | 0 | 0 | 0 | 0 | 0 | 0 | 0 | 1 | 0 | 0 |
| | 13.0 | Franklin County | 0 | 0 | 0 | 0 | 0 | 0 | 1 | 0 | 0 | 0 |
| | 13.0 | Hermitage | 0 | 0 | 0 | 0 | 0 | 0 | 1 | 0 | 1 | 0 |
| 40 | 12.5 | Tallwood | 0 | 0 | 0 | 0 | 0 | 0 | 0 | 0 | 2 | 0 |
| 41 | 11.5 | Hickory | 0 | 0 | 0 | 0 | 0 | 0 | 1 | 0 | 0 | 0 |
| 42 | 11.0 | Colonial Heights | 0 | 0 | 0 | 0 | 0 | 0 | 0 | 0 | 1 | 0 |
| 43 | 10.0 | Yorktown | 0 | 0 | 0 | 0 | 0 | 0 | 0 | 0 | 1 | 0 |
| 44 | 9.0 | Douglas S. Freeman | 0 | 0 | 0 | 0 | 0 | 0 | 1 | 0 | 0 | 0 |
| 45 | 7.0 | Fairfax | 0 | 0 | 0 | 0 | 0 | 0 | 0 | 1 | 0 | 0 |
| | 7.0 | Ocean Lakes | 0 | 0 | 0 | 0 | 0 | 0 | 0 | 0 | 1 | 0 |
| | 7.0 | Phoebus | 0 | 0 | 0 | 0 | 0 | 0 | 0 | 0 | 0 | 1 |
| | 7.0 | West Springfield | 0 | 0 | 0 | 0 | 0 | 0 | 0 | 0 | 0 | 1 |
| 49 | 6.5 | Matoaca | 0 | 0 | 0 | 0 | 0 | 0 | 0 | 0 | 1 | 0 |
| 50 | 6.0 | Lee-Davis | 0 | 0 | 0 | 0 | 0 | 0 | 0 | 0 | 0 | 0 |

Virginia State AAA High School Tournament

Team Standings

Final Results

| Plc | Score | School | CH | WB | 1 | 2 | 3 | 4 | 5 | 6 | 7 | 8 |
|-----|-------|----------------------|----|----|---|---|---|---|---|---|---|---|
| 50 | 6.0 | Lee-Davis | 0 | 0 | 0 | 0 | 0 | 0 | 0 | 0 | 0 | 0 |
| | 6.0 | Lloyd C. Bird | 0 | 0 | 0 | 0 | 0 | 0 | 0 | 0 | 0 | 0 |
| | 6.0 | Stafford | 0 | 0 | 0 | 0 | 0 | 0 | 0 | 1 | 0 | 0 |
| 53 | 4.0 | Madison | 0 | 0 | 0 | 0 | 0 | 0 | 0 | 0 | 1 | 0 |
| | 4.0 | Robert E. Lee | 0 | 0 | 0 | 0 | 0 | 0 | 0 | 0 | 0 | 1 |
| 55 | 3.0 | Hopewell | 0 | 0 | 0 | 0 | 0 | 0 | 0 | 0 | 0 | 0 |
| | 3.0 | Loudoun Valley | 0 | 0 | 0 | 0 | 0 | 0 | 0 | 0 | 0 | 0 |
| | 3.0 | Oakton | 0 | 0 | 0 | 0 | 0 | 0 | 0 | 0 | 0 | 1 |
| | 3.0 | Patrick Henry | 0 | 0 | 0 | 0 | 0 | 0 | 0 | 0 | 0 | 0 |
| | 3.0 | Wakefield | 0 | 0 | 0 | 0 | 0 | 0 | 0 | 0 | 0 | 0 |
| 60 | 2.0 | E.C. Glass | 0 | 0 | 0 | 0 | 0 | 0 | 0 | 0 | 0 | 0 |
| | 2.0 | Mills E. Godwin | 0 | 0 | 0 | 0 | 0 | 0 | 0 | 0 | 0 | 0 |
| | 2.0 | Osborn Park | 0 | 0 | 0 | 0 | 0 | 0 | 0 | 0 | 0 | 0 |
| | 2.0 | Potomac | 0 | 0 | 0 | 0 | 0 | 0 | 0 | 0 | 0 | 0 |
| | 2.0 | Washington & Lee | 0 | 0 | 0 | 0 | 0 | 0 | 0 | 0 | 0 | 0 |
| 65 | 1.0 | Booker T. Washington | 0 | 0 | 0 | 0 | 0 | 0 | 0 | 0 | 0 | 0 |
| | 1.0 | Deep Run | 0 | 0 | 0 | 0 | 0 | 0 | 0 | 0 | 0 | 0 |
| | 1.0 | George Wythe | 0 | 0 | 0 | 0 | 0 | 0 | 0 | 0 | 0 | 0 |
| | 1.0 | Highland Springs | 0 | 0 | 0 | 0 | 0 | 0 | 0 | 0 | 0 | 0 |
| | 1.0 | Thomas Jefferson | 0 | 0 | 0 | 0 | 0 | 0 | 0 | 0 | 0 | 0 |
| 71 | 1.0 | Woodbridge | 0 | 0 | 0 | 0 | 0 | 0 | 0 | 0 | 0 | 0 |
| | 0.0 | Albermarle | 0 | 0 | 0 | 0 | 0 | 0 | 0 | 0 | 0 | 0 |
| | 0.0 | Atlee | 0 | 0 | 0 | 0 | 0 | 0 | 0 | 0 | 0 | 0 |
| | 0.0 | C.D. Hylton | 0 | 0 | 0 | 0 | 0 | 0 | 0 | 0 | 0 | 0 |
| | 0.0 | Hampton | 0 | 0 | 0 | 0 | 0 | 0 | 0 | 0 | 0 | 0 |
| | 0.0 | Henrico | 0 | 0 | 0 | 0 | 0 | 0 | 0 | 0 | 0 | 0 |
| | 0.0 | John Randolph Tucker | 0 | 0 | 0 | 0 | 0 | 0 | 0 | 0 | 0 | 0 |
| | 0.0 | Midlothian | 0 | 0 | 0 | 0 | 0 | 0 | 0 | 0 | 0 | 0 |
| | 0.0 | Norview | 0 | 0 | 0 | 0 | 0 | 0 | 0 | 0 | 0 | 0 |
| | 0.0 | Osbourne | 0 | 0 | 0 | 0 | 0 | 0 | 0 | 0 | 0 | 0 |
| | 0.0 | Petersburg | 0 | 0 | 0 | 0 | 0 | 0 | 0 | 0 | 0 | 0 |
| | 0.0 | South County | 0 | 0 | 0 | 0 | 0 | 0 | 0 | 0 | 0 | 0 |
| | 0.0 | Stone Bridge | 0 | 0 | 0 | 0 | 0 | 0 | 0 | 0 | 0 | 0 |
| | 0.0 | Varina | 0 | 0 | 0 | 0 | 0 | 0 | 0 | 0 | 0 | 0 |
| | 0.0 | W.T. Woodson | 0 | 0 | 0 | 0 | 0 | 0 | 0 | 0 | 0 | 0 |

Virginia State AAA High School Tournament
Team Results

Albermarle

| Wt | Name | Points | Deduct | Total |
|---------------------------|--------------|---------------|---------------|--------------|
| 119 | Brian Waller | 0 | 0 | 0 |
| Total Team Points: | | | | 0 |

Annandale

| Wt | Name | Points | Deduct | Total |
|---------------------------|--------------|---------------|---------------|--------------|
| 103 | Bud Ireland | 0 | 0 | 0 |
| 112 | Oscar Santos | 13 | 0 | 13 |
| Total Team Points: | | | | 13 |

Atlee

| Wt | Name | Points | Deduct | Total |
|---------------------------|----------------|---------------|---------------|--------------|
| 103 | Ricky Gambriel | 0 | 0 | 0 |
| 285 | Matt Winter | 0 | 0 | 0 |
| Total Team Points: | | | | 0 |

Battlefield

| Wt | Name | Points | Deduct | Total |
|---------------------------|---------------|---------------|---------------|--------------|
| 103 | Beau Martino | 10 | 0 | 10 |
| 135 | Gregg Martino | 12 | 0 | 12 |
| 215 | Peter Psihas | 3 | 0 | 3 |
| Total Team Points: | | | | 25 |

Bethel

| Wt | Name | Points | Deduct | Total |
|---------------------------|---------------|---------------|---------------|--------------|
| 189 | Jared Corbett | 16 | 0 | 16 |
| Total Team Points: | | | | 16 |

Booker T. Washington

| Wt | Name | Points | Deduct | Total |
|---------------------------|--------------|---------------|---------------|--------------|
| 189 | Jayvon Smith | 1 | 0 | 1 |
| Total Team Points: | | | | 1 |

Virginia State AAA High School Tournament
Team Results

Brooke Point

| Wt | Name | Points | Deduct | Total |
|---------------------------|------------------|---------------|---------------|--------------|
| 145 | Josh Deel | 3 | 0 | 3 |
| 160 | Sam Hunt | 17.5 | 0 | 17.5 |
| 215 | Patrick Bienlien | 20 | 0 | 20 |
| Total Team Points: | | | | 40.5 |

C.D. Hylton

| Wt | Name | Points | Deduct | Total |
|---------------------------|---------------|---------------|---------------|--------------|
| 140 | Bryan Ireland | 0 | 0 | 0 |
| Total Team Points: | | | | 0 |

Chantilly

| Wt | Name | Points | Deduct | Total |
|---------------------------|-----------------|---------------|---------------|--------------|
| 119 | Enrique Camacho | 3 | 0 | 3 |
| 125 | Lloyd Tenaglia | 0 | 0 | 0 |
| 130 | Sharif Gray | 7 | 0 | 7 |
| 145 | Dustin Tenaglia | 2 | 0 | 2 |
| 215 | Mica Stramel | 1 | 0 | 1 |
| Total Team Points: | | | | 13 |

Colonial Forge

| Wt | Name | Points | Deduct | Total |
|---------------------------|-------------------|---------------|---------------|--------------|
| 112 | Shane Gentry | 19 | 0 | 19 |
| 119 | Mike Garofalo | 20.5 | 0 | 20.5 |
| 125 | Joe Pantaleo | 26 | 0 | 26 |
| 140 | Philip Chichester | 20 | 0 | 20 |
| 145 | Bryce Garrison | 2 | 0 | 2 |
| 152 | Steven Courtney | 4 | 0 | 4 |
| 160 | Oscar Huntley | 12 | 0 | 12 |
| 171 | Max Huntley | 21 | 0 | 21 |
| 189 | Joe Yates | 6 | 0 | 6 |
| 215 | Matt Reck | 26 | 0 | 26 |
| 285 | Josh Capriani | 13 | 0 | 13 |
| Total Team Points: | | | | 169.5 |

Colonial Heights

| Wt | Name | Points | Deduct | Total |
|---------------------------|------------------|---------------|---------------|--------------|
| 135 | Hugh Morgan | 8 | 0 | 8 |
| 171 | Brandon Stanford | 0 | 0 | 0 |
| 215 | Dustin Barnes | 3 | 0 | 3 |
| Total Team Points: | | | | 11 |

Virginia State AAA High School Tournament
Team Results

Cox

| Wt | Name | Points | Deduct | Total |
|---------------------------|----------------|---------------|---------------|--------------|
| 119 | Tom Cruz | 8.5 | 0 | 8.5 |
| 125 | Ben Dorsay | 13 | 0 | 13 |
| 130 | Collin Dozier | 30 | 0 | 30 |
| 135 | Bryan Anderson | 3 | 0 | 3 |
| 145 | Chase Shroder | 1 | 0 | 1 |
| 171 | Chase Becka | 5 | 0 | 5 |
| 285 | Jack Burbank | 8 | 0 | 8 |
| Total Team Points: | | | | 68.5 |

Deep Run

| Wt | Name | Points | Deduct | Total |
|---------------------------|----------------|---------------|---------------|--------------|
| 119 | Robert Villa | 0 | 0 | 0 |
| 140 | Chris Mansisor | 1 | 0 | 1 |
| 189 | John Bonner | 0 | 0 | 0 |
| Total Team Points: | | | | 1 |

Douglas S. Freeman

| Wt | Name | Points | Deduct | Total |
|---------------------------|----------------|---------------|---------------|--------------|
| 135 | Teddy Slusher | 0 | 0 | 0 |
| 152 | Sean Kitchen | 9 | 0 | 9 |
| 189 | D.J. Ratcliffe | 0 | 0 | 0 |
| Total Team Points: | | | | 9 |

E.C. Glass

| Wt | Name | Points | Deduct | Total |
|---------------------------|----------------|---------------|---------------|--------------|
| 130 | Jonathan Stump | 1 | 0 | 1 |
| 135 | Chris Robbins | 1 | 0 | 1 |
| Total Team Points: | | | | 2 |

Fairfax

| Wt | Name | Points | Deduct | Total |
|---------------------------|-------------|---------------|---------------|--------------|
| 135 | Jimmy Hurd | 0 | 0 | 0 |
| 152 | Sam Myers | 7 | 0 | 7 |
| Total Team Points: | | | | 7 |

Virginia State AAA High School Tournament
Team Results

Fauquier

| Wt | Name | Points | Deduct | Total |
|---------------------------|------------------|---------------|---------------|--------------|
| 103 | Ryan Hunsberger | 4 | 0 | 4 |
| 119 | Kevin Chapman | 17 | 0 | 17 |
| 125 | David Yost | 12 | 0 | 12 |
| 130 | Patrick Hilleary | 0 | 0 | 0 |
| 285 | Nick Cook | 18 | 0 | 18 |
| Total Team Points: | | | | 51 |

First Colonial

| Wt | Name | Points | Deduct | Total |
|---------------------------|----------------|---------------|---------------|--------------|
| 112 | Kevin Thompson | 9 | 0 | 9 |
| 125 | Jesse Tyer | 0 | 0 | 0 |
| 140 | Cory Bartolo | 14 | -3 | 11 |
| 160 | Jayne Gordon | 9 | 0 | 9 |
| Total Team Points: | | | | 29 |

Floyd Kellam

| Wt | Name | Points | Deduct | Total |
|---------------------------|----------------|---------------|---------------|--------------|
| 103 | Austin D'Amico | 4 | 0 | 4 |
| 112 | Eric Olanowski | 28 | 0 | 28 |
| 119 | Mike Holcomb | 26 | 0 | 26 |
| 135 | Ryan Benzel | 7 | 0 | 7 |
| 171 | Jimmy Webb | 9 | 0 | 9 |
| Total Team Points: | | | | 74 |

Forest Park

| Wt | Name | Points | Deduct | Total |
|---------------------------|----------------|---------------|---------------|--------------|
| 103 | Stephen Hinton | 0 | 0 | 0 |
| 130 | Ricky Adams | 4 | 0 | 4 |
| 140 | Brent Lowe | 10.5 | 0 | 10.5 |
| 145 | Eddie Mifflin | 7 | 0 | 7 |
| 189 | John Wyatt | 0 | 0 | 0 |
| Total Team Points: | | | | 21.5 |

Franklin County

| Wt | Name | Points | Deduct | Total |
|---------------------------|---------------|---------------|---------------|--------------|
| 135 | Jamie Carr | 10 | 0 | 10 |
| 160 | Brian Maxwell | 0 | 0 | 0 |
| 171 | Joe Bisnett | 3 | 0 | 3 |
| Total Team Points: | | | | 13 |

Virginia State AAA High School Tournament
Team Results

Gar-Field

| Wt | Name | Points | Deduct | Total |
|---------------------------|---------------|---------------|---------------|--------------|
| 103 | Joe Grohoski | 7 | 0 | 7 |
| 125 | Ray Dickerson | 0 | 0 | 0 |
| 135 | Justin Hickey | 20 | 0 | 20 |
| 171 | Mark Larmie | 9 | 0 | 9 |
| 189 | Curtis Moore | 19.5 | 0 | 19.5 |
| 285 | Stephen Young | 4 | 0 | 4 |
| Total Team Points: | | | | 59.5 |

George Wythe

| Wt | Name | Points | Deduct | Total |
|---------------------------|-------------|---------------|---------------|--------------|
| 285 | Cory Giles | 1 | 0 | 1 |
| Total Team Points: | | | | 1 |

Gloucester

| Wt | Name | Points | Deduct | Total |
|---------------------------|----------------|---------------|---------------|--------------|
| 140 | Greg Todd | 23 | 0 | 23 |
| 171 | Colin Lenhardt | 0 | 0 | 0 |
| Total Team Points: | | | | 23 |

Granby

| Wt | Name | Points | Deduct | Total |
|---------------------------|----------------|---------------|---------------|--------------|
| 119 | Marcus Chevius | 1 | 0 | 1 |
| 189 | David Wilson | 16 | 0 | 16 |
| Total Team Points: | | | | 17 |

Great Bridge

| Wt | Name | Points | Deduct | Total |
|---------------------------|--------------------|---------------|---------------|--------------|
| 112 | Garrett Haas | 3 | 0 | 3 |
| 125 | Marty Carlson | 20 | 0 | 20 |
| 130 | Derek Gillespie | 18 | 0 | 18 |
| 135 | P.J. Clamp | 24 | 0 | 24 |
| 140 | Joey Grainger | 11 | 0 | 11 |
| 152 | Jared King | 22.5 | 0 | 22.5 |
| 160 | Willy Mello | 19 | 0 | 19 |
| 171 | Tim Hill | 1 | 0 | 1 |
| 189 | Scott Cust | 29.5 | 0 | 29.5 |
| 285 | Matthew Richardson | 4 | 0 | 4 |
| Total Team Points: | | | | 152 |

Virginia State AAA High School Tournament
Team Results

Hampton

| Wt | Name | Points | Deduct | Total |
|---------------------------|--------------|---------------|---------------|--------------|
| 135 | Antwan Bynum | 0 | 0 | 0 |
| Total Team Points: | | | | 0 |

Hanover

| Wt | Name | Points | Deduct | Total |
|---------------------------|-------------------|---------------|---------------|--------------|
| 103 | Spencer Alexander | 2 | 0 | 2 |
| 112 | Patrick Foxworth | 1 | 0 | 1 |
| 125 | Ben Wilson | 3 | 0 | 3 |
| 145 | Jordan Peck | 0 | 0 | 0 |
| 152 | Kirk Rohle | 6 | 0 | 6 |
| 160 | Charles Robinson | 11 | 0 | 11 |
| Total Team Points: | | | | 23 |

Hayfield

| Wt | Name | Points | Deduct | Total |
|---------------------------|---------------|---------------|---------------|--------------|
| 103 | Raymond Borja | 13 | 0 | 13 |
| 152 | Steven Ours | 22 | 0 | 22 |
| 160 | Zack Grimsley | 0 | 0 | 0 |
| 171 | Robert DeSano | 15 | 0 | 15 |
| 189 | Dan Mills | 11 | 0 | 11 |
| Total Team Points: | | | | 61 |

Henrico

| Wt | Name | Points | Deduct | Total |
|---------------------------|-----------------|---------------|---------------|--------------|
| 103 | Charlie Lipford | 0 | 0 | 0 |
| 135 | Kevin Alexander | 0 | 0 | 0 |
| Total Team Points: | | | | 0 |

Hermitage

| Wt | Name | Points | Deduct | Total |
|---------------------------|---------------|---------------|---------------|--------------|
| 112 | Justin Dennis | 4 | 0 | 4 |
| 189 | Andrew Franks | 9 | 0 | 9 |
| Total Team Points: | | | | 13 |

Hickory

| Wt | Name | Points | Deduct | Total |
|---------------------------|--------------|---------------|---------------|--------------|
| 119 | Josh Gillis | 10.5 | 0 | 10.5 |
| 285 | Ken Ridenour | 1 | 0 | 1 |
| Total Team Points: | | | | 11.5 |

Virginia State AAA High School Tournament
Team Results

Highland Springs

| Wt | Name | Points | Deduct | Total |
|---------------------------|--------------|---------------|---------------|--------------|
| 160 | Brian Walker | 1 | 0 | 1 |
| Total Team Points: | | | | 1 |

Hopewell

| Wt | Name | Points | Deduct | Total |
|---------------------------|--------------|---------------|---------------|--------------|
| 152 | Clint Allala | 3 | 0 | 3 |
| Total Team Points: | | | | 3 |

James River

| Wt | Name | Points | Deduct | Total |
|---------------------------|------------------|---------------|---------------|--------------|
| 112 | Jordan Dix | 5 | 0 | 5 |
| 119 | Jared Anongos | 15 | 0 | 15 |
| 125 | Wyatt Anderson | 14 | 0 | 14 |
| 130 | Patrick Nowaczyk | 11 | 0 | 11 |
| 140 | Mike Dunn | 0 | 0 | 0 |
| 171 | Markeese Stovall | 3 | 0 | 3 |
| Total Team Points: | | | | 48 |

John Randolph Tucker

| Wt | Name | Points | Deduct | Total |
|---------------------------|---------------|---------------|---------------|--------------|
| 215 | Andrew Fuerte | 0 | 0 | 0 |
| Total Team Points: | | | | 0 |

Kempsville

| Wt | Name | Points | Deduct | Total |
|---------------------------|------------------|---------------|---------------|--------------|
| 103 | Sterling Briscoe | 9 | 0 | 9 |
| 140 | Brandon Baxter | 1 | 0 | 1 |
| 145 | Sean Abrams | 14 | 0 | 14 |
| Total Team Points: | | | | 24 |

Lake Braddock

| Wt | Name | Points | Deduct | Total |
|---------------------------|-----------------|---------------|---------------|--------------|
| 112 | Ross Renzi | 2 | 0 | 2 |
| 189 | Daniel Dressner | 2 | 0 | 2 |
| 215 | Jake Haislip | 7 | 0 | 7 |
| 285 | Danny Bryant | 18 | 0 | 18 |
| Total Team Points: | | | | 29 |

Virginia State AAA High School Tournament
Team Results

Landstown

| Wt | Name | Points | Deduct | Total |
|---------------------------|----------------|---------------|---------------|--------------|
| 152 | Buffy Okigbo | 16 | 0 | 16 |
| 215 | Anthony Taylor | 14 | 0 | 14 |
| Total Team Points: | | | | 30 |

Langley

| Wt | Name | Points | Deduct | Total |
|---------------------------|-----------------|---------------|---------------|--------------|
| 103 | Anthony Kotoriy | 2 | 0 | 2 |
| 112 | Michael Bowman | 4 | 0 | 4 |
| 125 | Peter Dulany | 1 | 0 | 1 |
| 130 | Colin Zoski | 18 | 0 | 18 |
| 140 | David Helmer | 9 | 0 | 9 |
| 189 | Malachy Morris | 1 | 0 | 1 |
| Total Team Points: | | | | 35 |

Lee-Davis

| Wt | Name | Points | Deduct | Total |
|---------------------------|----------------|---------------|---------------|--------------|
| 130 | Adam Ellis | 3 | 0 | 3 |
| 140 | Brandon Bowles | 3 | 0 | 3 |
| 145 | Matt Jones | 0 | 0 | 0 |
| Total Team Points: | | | | 6 |

Lloyd C. Bird

| Wt | Name | Points | Deduct | Total |
|---------------------------|---------------|---------------|---------------|--------------|
| 103 | Chris West | 3 | 0 | 3 |
| 135 | Tommy Harkins | 3 | 0 | 3 |
| Total Team Points: | | | | 6 |

Loudoun Valley

| Wt | Name | Points | Deduct | Total |
|---------------------------|-------------|---------------|---------------|--------------|
| 119 | Scott Ray | 3 | 0 | 3 |
| Total Team Points: | | | | 3 |

Madison

| Wt | Name | Points | Deduct | Total |
|---------------------------|--------------|---------------|---------------|--------------|
| 145 | Jake Oster | 0 | 0 | 0 |
| 160 | Rayner Bravo | 0 | 0 | 0 |
| 285 | John King | 4 | 0 | 4 |
| Total Team Points: | | | | 4 |

Virginia State AAA High School Tournament
Team Results

Manchester

| Wt | Name | Points | Deduct | Total |
|---------------------------|-----------------|---------------|---------------|--------------|
| 152 | Tyler Muth | 0 | 0 | 0 |
| 215 | Matthew Holcomb | 14 | 0 | 14 |
| 285 | Byron Tibbetts | 0 | 0 | 0 |
| Total Team Points: | | | | 14 |

Massaponax

| Wt | Name | Points | Deduct | Total |
|---------------------------|--------------------|---------------|---------------|--------------|
| 112 | Drew Miller | 0 | 0 | 0 |
| 119 | Brandon Greenhalgh | 7 | 0 | 7 |
| 285 | Josh Wine | 28 | 0 | 28 |
| Total Team Points: | | | | 35 |

Matoaca

| Wt | Name | Points | Deduct | Total |
|---------------------------|--------------|---------------|---------------|--------------|
| 145 | Joseph Bayer | 6.5 | 0 | 6.5 |
| 285 | Jacob McCray | 0 | 0 | 0 |
| Total Team Points: | | | | 6.5 |

Maury

| Wt | Name | Points | Deduct | Total |
|---------------------------|---------------|---------------|---------------|--------------|
| 215 | Alan Jacobsen | 15 | 0 | 15 |
| Total Team Points: | | | | 15 |

McLean

| Wt | Name | Points | Deduct | Total |
|---------------------------|----------------|---------------|---------------|--------------|
| 145 | Justin Johnson | 4 | 0 | 4 |
| 160 | Sean Flint | 0 | 0 | 0 |
| 171 | Troy Hayre | 17.5 | 0 | 17.5 |
| Total Team Points: | | | | 21.5 |

Menchville

| Wt | Name | Points | Deduct | Total |
|---------------------------|------------------|---------------|---------------|--------------|
| 130 | Mark Derkas | 0 | 0 | 0 |
| 160 | George Sheppard | 23.5 | 0 | 23.5 |
| 215 | Ronnie Ellsworth | 8 | 0 | 8 |
| Total Team Points: | | | | 31.5 |

Virginia State AAA High School Tournament
Team Results

Midlothian

| Wt | Name | Points | Deduct | Total |
|---------------------------|-------------------|---------------|---------------|--------------|
| 145 | Michael Colognori | 0 | 0 | 0 |
| Total Team Points: | | | | 0 |

Mills E. Godwin

| Wt | Name | Points | Deduct | Total |
|---------------------------|--------------|---------------|---------------|--------------|
| 112 | Matt Hatcher | 0 | 0 | 0 |
| 125 | Ross Harris | 2 | 0 | 2 |
| 171 | Trey Haddon | 0 | 0 | 0 |
| Total Team Points: | | | | 2 |

Mountain View

| Wt | Name | Points | Deduct | Total |
|---------------------------|------------------|---------------|---------------|--------------|
| 125 | Ethan Carmody | 6 | 0 | 6 |
| 130 | Eddie Babineau | 0 | 0 | 0 |
| 152 | Conor Black | 18 | 0 | 18 |
| 171 | AJ Fernow | 5 | 0 | 5 |
| 189 | Jake Johnson | 0 | 0 | 0 |
| 215 | Jerry Whitehouse | 0 | 0 | 0 |
| Total Team Points: | | | | 29 |

North Stafford

| Wt | Name | Points | Deduct | Total |
|---------------------------|--------------|---------------|---------------|--------------|
| 140 | Joey Wilkins | 0 | 0 | 0 |
| 145 | Tom Lacey | 21 | 0 | 21 |
| Total Team Points: | | | | 21 |

Norview

| Wt | Name | Points | Deduct | Total |
|---------------------------|--------------|---------------|---------------|--------------|
| 152 | Adrin Taylor | 0 | 0 | 0 |
| Total Team Points: | | | | 0 |

Oakton

| Wt | Name | Points | Deduct | Total |
|---------------------------|-------------|---------------|---------------|--------------|
| 160 | Tom Burton | 3 | 0 | 3 |
| Total Team Points: | | | | 3 |

Virginia State AAA High School Tournament
Team Results

Ocean Lakes

| <u>Wt</u> | <u>Name</u> | <u>Points</u> | <u>Deduct</u> | <u>Total</u> |
|---------------------------|---------------|---------------|---------------|--------------|
| 125 | Josh Mattocks | 7 | 0 | 7 |
| Total Team Points: | | | | 7 |

Osborn Park

| <u>Wt</u> | <u>Name</u> | <u>Points</u> | <u>Deduct</u> | <u>Total</u> |
|---------------------------|-------------|---------------|---------------|--------------|
| 160 | Matt Tomsko | 2 | 0 | 2 |
| Total Team Points: | | | | 2 |

Osbourne

| <u>Wt</u> | <u>Name</u> | <u>Points</u> | <u>Deduct</u> | <u>Total</u> |
|---------------------------|---------------|---------------|---------------|--------------|
| 112 | Corey Sellner | 0 | 0 | 0 |
| Total Team Points: | | | | 0 |

Oscar Smith

| <u>Wt</u> | <u>Name</u> | <u>Points</u> | <u>Deduct</u> | <u>Total</u> |
|---------------------------|---------------|---------------|---------------|--------------|
| 145 | Louis Johnson | 17 | 0 | 17 |
| Total Team Points: | | | | 17 |

Patrick Henry

| <u>Wt</u> | <u>Name</u> | <u>Points</u> | <u>Deduct</u> | <u>Total</u> |
|---------------------------|--------------|---------------|---------------|--------------|
| 130 | Chris Bailey | 0 | 0 | 0 |
| 160 | Logan O'Day | 3 | 0 | 3 |
| Total Team Points: | | | | 3 |

Petersburg

| <u>Wt</u> | <u>Name</u> | <u>Points</u> | <u>Deduct</u> | <u>Total</u> |
|---------------------------|----------------|---------------|---------------|--------------|
| 119 | Richard Graham | 0 | 0 | 0 |
| 140 | Keonte Owens | 0 | 0 | 0 |
| Total Team Points: | | | | 0 |

Phoebus

| <u>Wt</u> | <u>Name</u> | <u>Points</u> | <u>Deduct</u> | <u>Total</u> |
|---------------------------|-----------------|---------------|---------------|--------------|
| 285 | Maurice Hampton | 7 | 0 | 7 |
| Total Team Points: | | | | 7 |

Virginia State AAA High School Tournament
Team Results

Potomac

| Wt | Name | Points | Deduct | Total |
|---------------------------|-------------|---------------|---------------|--------------|
| 152 | Matt Kersse | 2 | 0 | 2 |
| Total Team Points: | | | | 2 |

Princess Anne

| Wt | Name | Points | Deduct | Total |
|---------------------------|---------------|---------------|---------------|--------------|
| 103 | Randy Chapman | 20 | 0 | 20 |
| Total Team Points: | | | | 20 |

Robert E. Lee

| Wt | Name | Points | Deduct | Total |
|---------------------------|-------------|---------------|---------------|--------------|
| 140 | Mike Rushin | 4 | 0 | 4 |
| Total Team Points: | | | | 4 |

Robinson

| Wt | Name | Points | Deduct | Total |
|---------------------------|----------------|---------------|---------------|--------------|
| 103 | Roman Perryman | 24 | 0 | 24 |
| 135 | Reid Brown | 4 | 0 | 4 |
| 171 | Matt Jones | 26 | -1 | 25 |
| Total Team Points: | | | | 53 |

Salem

| Wt | Name | Points | Deduct | Total |
|---------------------------|-------------|---------------|---------------|--------------|
| 112 | Jerel Paule | 18 | 0 | 18 |
| Total Team Points: | | | | 18 |

South County

| Wt | Name | Points | Deduct | Total |
|---------------------------|--------------------|---------------|---------------|--------------|
| 215 | Justin Sachse | 0 | 0 | 0 |
| 285 | Milton Weatherhead | 0 | 0 | 0 |
| Total Team Points: | | | | 0 |

Stafford

| Wt | Name | Points | Deduct | Total |
|---------------------------|-------------|---------------|---------------|--------------|
| 112 | Nick Grey | 6 | 0 | 6 |
| Total Team Points: | | | | 6 |

Virginia State AAA High School Tournament
Team Results

Stone Bridge

| Wt | Name | Points | Deduct | Total |
|---------------------------|----------------|---------------|---------------|--------------|
| 152 | Daniel Fissmer | 0 | 0 | 0 |
| Total Team Points: | | | | 0 |

T.C. Williams

| Wt | Name | Points | Deduct | Total |
|---------------------------|------------------|---------------|---------------|--------------|
| 140 | Sharif Dorghod | 3 | 0 | 3 |
| 285 | Quintas McCorkle | 12 | 0 | 12 |
| Total Team Points: | | | | 15 |

Tallwood

| Wt | Name | Points | Deduct | Total |
|---------------------------|---------------|---------------|---------------|--------------|
| 130 | Ryan Hamilton | 7.5 | 0 | 7.5 |
| 160 | Jay Mente | 5 | 0 | 5 |
| Total Team Points: | | | | 12.5 |

Thomas Dale

| Wt | Name | Points | Deduct | Total |
|---------------------------|-----------------|---------------|---------------|--------------|
| 125 | Sam Jones | 0 | 0 | 0 |
| 130 | Chris Hulbert | 14 | 0 | 14 |
| 160 | John Dommert | 1 | 0 | 1 |
| 189 | Patrick O'Brien | 2 | 0 | 2 |
| 215 | Luke Slate | 0 | 0 | 0 |
| Total Team Points: | | | | 17 |

Thomas Jefferson

| Wt | Name | Points | Deduct | Total |
|---------------------------|-------------|---------------|---------------|--------------|
| 119 | Mike Howard | 1 | 0 | 1 |
| Total Team Points: | | | | 1 |

Varina

| Wt | Name | Points | Deduct | Total |
|---------------------------|----------------|---------------|---------------|--------------|
| 119 | Kieyon Nash | 0 | 0 | 0 |
| 171 | Darrell Taylor | 0 | 0 | 0 |
| Total Team Points: | | | | 0 |

Virginia State AAA High School Tournament
Team Results

W.T. Woodson

| Wt | Name | Points | Deduct | Total |
|---------------------------|-------------|---------------|---------------|--------------|
| 152 | Matt Peters | 0 | 0 | 0 |
| Total Team Points: | | | | 0 |

Wakefield

| Wt | Name | Points | Deduct | Total |
|---------------------------|------------------|---------------|---------------|--------------|
| 130 | Marcus Henderson | 3 | 0 | 3 |
| Total Team Points: | | | | 3 |

Washington & Lee

| Wt | Name | Points | Deduct | Total |
|---------------------------|-------------------|---------------|---------------|--------------|
| 171 | Johathan Whitiker | 2 | 0 | 2 |
| Total Team Points: | | | | 2 |

West Springfield

| Wt | Name | Points | Deduct | Total |
|---------------------------|---------------|---------------|---------------|--------------|
| 130 | Joe Ibanez | 1 | 0 | 1 |
| 135 | Dan McCluskey | 6 | 0 | 6 |
| Total Team Points: | | | | 7 |

Western Branch

| Wt | Name | Points | Deduct | Total |
|---------------------------|------------------|---------------|---------------|--------------|
| 103 | Tucker Miller | 16 | 0 | 16 |
| 145 | Ricky Anderson | 11 | 0 | 11 |
| 152 | Montrell Barbine | 1 | 0 | 1 |
| 215 | Ace Callwood | 5 | 0 | 5 |
| Total Team Points: | | | | 33 |

Westfield

| Wt | Name | Points | Deduct | Total |
|---------------------------|-------------------|---------------|---------------|--------------|
| 112 | John Orchard-Hays | 0 | 0 | 0 |
| 119 | Brett Sposa | 4 | 0 | 4 |
| 125 | Tyler Hutchens | 7 | 0 | 7 |
| 135 | Joel Hutchens | 21.5 | 0 | 21.5 |
| 140 | Jake Carey | 6.5 | 0 | 6.5 |
| 145 | Paul Grinups | 22 | 0 | 22 |
| Total Team Points: | | | | 61 |

Virginia State AAA High School Tournament
Team Results

Woodbridge

| Wt | Name | Points | Deduct | Total |
|---------------------------|---------------|---------------|---------------|--------------|
| 152 | Jesus Legares | 1 | 0 | 1 |
| Total Team Points: | | | | 1 |

Yorktown

| Wt | Name | Points | Deduct | Total |
|---------------------------|--------------|---------------|---------------|--------------|
| 125 | AJ Gavin | 3 | 0 | 3 |
| 189 | Chris Dola | 4 | 0 | 4 |
| 215 | Matt Stotler | 3 | 0 | 3 |
| Total Team Points: | | | | 10 |

Virginia State AAA High School Tournament

Tournament Statistics

| Seeding | | | | | | | | | | | |
|--|--------|----------------------|--------------|-----------------|---|---|---|---|---|---|---|
| | | School | Total Seeded | Number of Seeds | | | | | | | |
| | | | | 1 | 2 | 3 | 4 | 5 | 6 | 7 | 8 |
| Total Number of Seeds: | 0 | Albermarle | 0 | 0 | 0 | 0 | 0 | 0 | 0 | 0 | 0 |
| Number of 1-4 Seeded Wrestlers Placed In Top 4: | 0 0.0% | Annandale | 0 | 0 | 0 | 0 | 0 | 0 | 0 | 0 | 0 |
| Number of 1-4 Seeded Wrestlers Placed In Top 8: | 0 0.0% | Atlee | 0 | 0 | 0 | 0 | 0 | 0 | 0 | 0 | 0 |
| Number of 5-8 Seeded Wrestlers Placed In Top 4: | 0 0.0% | Battlefield | 0 | 0 | 0 | 0 | 0 | 0 | 0 | 0 | 0 |
| Number of 5-8 Seeded Wrestlers Placed In Top 8: | 0 0.0% | Bethel | 0 | 0 | 0 | 0 | 0 | 0 | 0 | 0 | 0 |
| Number of Non- Seeded Wrestlers Placed In Top 4: | 0 0.0% | Booker T. Washington | 0 | 0 | 0 | 0 | 0 | 0 | 0 | 0 | 0 |
| Number of Non Seeded Wrestlers Placed In Top 8: | 0 0.0% | Brooke Point | 0 | 0 | 0 | 0 | 0 | 0 | 0 | 0 | 0 |
| | | C.D. Hylton | 0 | 0 | 0 | 0 | 0 | 0 | 0 | 0 | 0 |
| | | Chantilly | 0 | 0 | 0 | 0 | 0 | 0 | 0 | 0 | 0 |
| | | Colonial Forge | 0 | 0 | 0 | 0 | 0 | 0 | 0 | 0 | 0 |
| | | Colonial Heights | 0 | 0 | 0 | 0 | 0 | 0 | 0 | 0 | 0 |
| | | Cox | 0 | 0 | 0 | 0 | 0 | 0 | 0 | 0 | 0 |
| | | Deep Run | 0 | 0 | 0 | 0 | 0 | 0 | 0 | 0 | 0 |
| | | Douglas S. Freeman | 0 | 0 | 0 | 0 | 0 | 0 | 0 | 0 | 0 |
| | | E.C. Glass | 0 | 0 | 0 | 0 | 0 | 0 | 0 | 0 | 0 |
| | | Fairfax | 0 | 0 | 0 | 0 | 0 | 0 | 0 | 0 | 0 |
| | | Fauquier | 0 | 0 | 0 | 0 | 0 | 0 | 0 | 0 | 0 |
| | | First Colonial | 0 | 0 | 0 | 0 | 0 | 0 | 0 | 0 | 0 |
| | | Floyd Kellam | 0 | 0 | 0 | 0 | 0 | 0 | 0 | 0 | 0 |
| | | Forest Park | 0 | 0 | 0 | 0 | 0 | 0 | 0 | 0 | 0 |
| | | Franklin County | 0 | 0 | 0 | 0 | 0 | 0 | 0 | 0 | 0 |
| | | Gar-Field | 0 | 0 | 0 | 0 | 0 | 0 | 0 | 0 | 0 |
| | | George Wythe | 0 | 0 | 0 | 0 | 0 | 0 | 0 | 0 | 0 |
| | | Gloucester | 0 | 0 | 0 | 0 | 0 | 0 | 0 | 0 | 0 |
| | | Granby | 0 | 0 | 0 | 0 | 0 | 0 | 0 | 0 | 0 |
| | | Great Bridge | 0 | 0 | 0 | 0 | 0 | 0 | 0 | 0 | 0 |
| | | Hampton | 0 | 0 | 0 | 0 | 0 | 0 | 0 | 0 | 0 |
| | | Hanover | 0 | 0 | 0 | 0 | 0 | 0 | 0 | 0 | 0 |
| | | Hayfield | 0 | 0 | 0 | 0 | 0 | 0 | 0 | 0 | 0 |
| | | Henrico | 0 | 0 | 0 | 0 | 0 | 0 | 0 | 0 | 0 |
| | | Hermitage | 0 | 0 | 0 | 0 | 0 | 0 | 0 | 0 | 0 |
| | | Hickory | 0 | 0 | 0 | 0 | 0 | 0 | 0 | 0 | 0 |
| | | Highland Springs | 0 | 0 | 0 | 0 | 0 | 0 | 0 | 0 | 0 |
| | | Hopewell | 0 | 0 | 0 | 0 | 0 | 0 | 0 | 0 | 0 |
| | | James River | 0 | 0 | 0 | 0 | 0 | 0 | 0 | 0 | 0 |
| | | John Randolph Tucker | 0 | 0 | 0 | 0 | 0 | 0 | 0 | 0 | 0 |
| | | Kempsville | 0 | 0 | 0 | 0 | 0 | 0 | 0 | 0 | 0 |
| | | Lake Braddock | 0 | 0 | 0 | 0 | 0 | 0 | 0 | 0 | 0 |
| | | Landstown | 0 | 0 | 0 | 0 | 0 | 0 | 0 | 0 | 0 |
| | | Langley | 0 | 0 | 0 | 0 | 0 | 0 | 0 | 0 | 0 |
| | | Lee-Davis | 0 | 0 | 0 | 0 | 0 | 0 | 0 | 0 | 0 |
| | | Lloyd C. Bird | 0 | 0 | 0 | 0 | 0 | 0 | 0 | 0 | 0 |
| | | Loudoun Valley | 0 | 0 | 0 | 0 | 0 | 0 | 0 | 0 | 0 |
| | | Madison | 0 | 0 | 0 | 0 | 0 | 0 | 0 | 0 | 0 |
| | | Manchester | 0 | 0 | 0 | 0 | 0 | 0 | 0 | 0 | 0 |
| | | Massaponax | 0 | 0 | 0 | 0 | 0 | 0 | 0 | 0 | 0 |
| | | Matoaca | 0 | 0 | 0 | 0 | 0 | 0 | 0 | 0 | 0 |
| | | Maury | 0 | 0 | 0 | 0 | 0 | 0 | 0 | 0 | 0 |
| | | McLean | 0 | 0 | 0 | 0 | 0 | 0 | 0 | 0 | 0 |
| | | Menchville | 0 | 0 | 0 | 0 | 0 | 0 | 0 | 0 | 0 |
| | | Midlothian | 0 | 0 | 0 | 0 | 0 | 0 | 0 | 0 | 0 |

| How well seeded wrestlers did based on place. | | | |
|---|--------|---------|-------|
| Place | Better | Perfect | Worse |
| 1 | 0 | 0 | 14 |
| 2 | 0 | 0 | 14 |
| 3 | 0 | 0 | 14 |
| 4 | 0 | 0 | 14 |
| 5 | 0 | 0 | 14 |
| 6 | 0 | 0 | 14 |
| 7 | 0 | 0 | 14 |
| 8 | 0 | 0 | 14 |

| Match Result Type Statistics | | |
|------------------------------|------------|------|
| Description | Total | Prct |
| Falls | 90 | 21.4 |
| Tech. Falls w/ Back Pts | 16 | 3.8 |
| Tech. Falls w/o Back Pts | 0 | 0.0 |
| Major Decisions | 47 | 11.2 |
| Decisions | 258 | 61.4 |
| Defaults | 6 | 1.4 |
| Medical Forfeits | 3 | 0.7 |
| Forfeits | 0 | 0.0 |
| Disqualifications | 0 | 0.0 |
| Total Matches: | 420 | |

Virginia State AAA High School Tournament

Tournament Statistics

| School | Total Seeded | Number of Seeds | | | | | | | |
|------------------|--------------|-----------------|---|---|---|---|---|---|---|
| | | 1 | 2 | 3 | 4 | 5 | 6 | 7 | 8 |
| Mills E. Godwin | 0 | 0 | 0 | 0 | 0 | 0 | 0 | 0 | 0 |
| Mountain View | 0 | 0 | 0 | 0 | 0 | 0 | 0 | 0 | 0 |
| North Stafford | 0 | 0 | 0 | 0 | 0 | 0 | 0 | 0 | 0 |
| Norview | 0 | 0 | 0 | 0 | 0 | 0 | 0 | 0 | 0 |
| Oakton | 0 | 0 | 0 | 0 | 0 | 0 | 0 | 0 | 0 |
| Ocean Lakes | 0 | 0 | 0 | 0 | 0 | 0 | 0 | 0 | 0 |
| Osborn Park | 0 | 0 | 0 | 0 | 0 | 0 | 0 | 0 | 0 |
| Osbourne | 0 | 0 | 0 | 0 | 0 | 0 | 0 | 0 | 0 |
| Oscar Smith | 0 | 0 | 0 | 0 | 0 | 0 | 0 | 0 | 0 |
| Patrick Henry | 0 | 0 | 0 | 0 | 0 | 0 | 0 | 0 | 0 |
| Petersburg | 0 | 0 | 0 | 0 | 0 | 0 | 0 | 0 | 0 |
| Phoebus | 0 | 0 | 0 | 0 | 0 | 0 | 0 | 0 | 0 |
| Potomac | 0 | 0 | 0 | 0 | 0 | 0 | 0 | 0 | 0 |
| Princess Anne | 0 | 0 | 0 | 0 | 0 | 0 | 0 | 0 | 0 |
| Robert E. Lee | 0 | 0 | 0 | 0 | 0 | 0 | 0 | 0 | 0 |
| Robinson | 0 | 0 | 0 | 0 | 0 | 0 | 0 | 0 | 0 |
| Salem | 0 | 0 | 0 | 0 | 0 | 0 | 0 | 0 | 0 |
| South County | 0 | 0 | 0 | 0 | 0 | 0 | 0 | 0 | 0 |
| Stafford | 0 | 0 | 0 | 0 | 0 | 0 | 0 | 0 | 0 |
| Stone Bridge | 0 | 0 | 0 | 0 | 0 | 0 | 0 | 0 | 0 |
| T.C. Williams | 0 | 0 | 0 | 0 | 0 | 0 | 0 | 0 | 0 |
| Tallwood | 0 | 0 | 0 | 0 | 0 | 0 | 0 | 0 | 0 |
| Thomas Dale | 0 | 0 | 0 | 0 | 0 | 0 | 0 | 0 | 0 |
| Thomas Jefferson | 0 | 0 | 0 | 0 | 0 | 0 | 0 | 0 | 0 |
| Varina | 0 | 0 | 0 | 0 | 0 | 0 | 0 | 0 | 0 |
| W.T. Woodson | 0 | 0 | 0 | 0 | 0 | 0 | 0 | 0 | 0 |
| Wakefield | 0 | 0 | 0 | 0 | 0 | 0 | 0 | 0 | 0 |
| Washington & Lee | 0 | 0 | 0 | 0 | 0 | 0 | 0 | 0 | 0 |
| West Springfield | 0 | 0 | 0 | 0 | 0 | 0 | 0 | 0 | 0 |
| Western Branch | 0 | 0 | 0 | 0 | 0 | 0 | 0 | 0 | 0 |
| Westfield | 0 | 0 | 0 | 0 | 0 | 0 | 0 | 0 | 0 |
| Woodbridge | 0 | 0 | 0 | 0 | 0 | 0 | 0 | 0 | 0 |
| Yorktown | 0 | 0 | 0 | 0 | 0 | 0 | 0 | 0 | 0 |

Virginia State AAA High School Tournament

Finals Summary

Wt 103

- 1 Roman Perryman (Robinson) D 8-6
- 2 Randy Chapman (Princess Anne)
- 3 Tucker Miller (Western Branch) D 5-1
- 4 Raymond Borja (Hayfield)
- 5 Beau Martino (Battlefield) D 10-3
- 6 Sterling Briscoe (Kempsville)
- 7 Ryan Hunsberger (Fauquier) D 3-2 OT
- 8 Joe Grohoski (Gar-Field)

Wt 112

- 1 Eric Olanowski (Floyd Kellam) M 9-0
- 2 Jerel Paule (Salem)
- 3 Shane Gentry (Colonial Forge) F 2:25
- 4 Oscar Santos (Annandale)
- 5 Kevin Thompson (First Colonial) D 8-1
- 6 Nick Grey (Stafford)
- 7 Justin Dennis (Hermitage) D 4-2
- 8 Jordan Dix (James River)

Wt 119

- 1 Mike Holcomb (Floyd Kellam) D 3-2
- 2 Mike Garofalo (Colonial Forge)
- 3 Kevin Chapman (Fauquier) D 10-5
- 4 Jared Anongos (James River)
- 5 Josh Gillis (Hickory) D 12-7
- 6 Brandon Greenhalgh (Massaponax)
- 7 Tom Cruz (Cox) F 4:12
- 8 Brett Sposa (Westfield)

Wt 125

- 1 Joe Pantaleo (Colonial Forge) D 8-2
- 2 Marty Carlson (Great Bridge)
- 3 Wyatt Anderson (James River) D 6-3
- 4 David Yost (Fauquier)
- 5 Ben Dorsay (Cox) F 2:52
- 6 Tyler Hutchens (Westfield)
- 7 Josh Mattocks (Ocean Lakes) D 7-2
- 8 Ethan Carmody (Mountain View)

Wt 130

- 1 Collin Dozier (Cox) F 1:33
- 2 Colin Zoski (Langley)
- 3 Derek Gillespie (Great Bridge) M 14-5
- 4 Chris Hulbert (Thomas Dale)
- 5 Patrick Nowaczyk (James River) D 3-0
- 6 Sharif Gray (Chantilly)
- 7 Ryan Hamilton (Tallwood) D 5-3
- 8 Ricky Adams (Forest Park)

Wt 135

- 1 P.J. Clamp (Great Bridge) D 7-2
- 2 Justin Hickey (Gar-Field)
- 3 Joel Hutchens (Westfield) D 4-3
- 4 Gregg Martino (Battlefield)
- 5 Jamie Carr (Franklin County) F DEF
- 6 Ryan Benzel (Floyd Kellam)
- 7 Hugh Morgan (Colonial Heights) D 5-0
- 8 Dan McCluskey (West Springfield)

Wt 140

- 1 Greg Todd (Gloucester) D 4-2
- 2 Philip Chichester (Colonial Forge)
- 3 Cory Bartolo (First Colonial) D 4-2
- 4 Joey Grainger (Great Bridge)
- 5 David Helmer (Langley) D 9-7
- 6 Brent Lowe (Forest Park)
- 7 Jake Carey (Westfield) D 8-1
- 8 Mike Rushin (Robert E. Lee)

Wt 145

- 1 Paul Grinups (Westfield) D 9-5
- 2 Tom Lacey (North Stafford)
- 3 Sean Abrams (Kempsville) D 6-4
- 4 Louis Johnson (Oscar Smith)
- 5 Ricky Anderson (Western Branch) F DEF
- 6 Eddie Mifflin (Forest Park)
- 7 Joseph Bayer (Matoaca) D 2-1
- 8 Josh Deel (Brooke Point)

Wt 152

- 1 Steven Ours (Hayfield) D 9-2
- 2 Jared King (Great Bridge)
- 3 Buffy Okigbo (Landstown) D 5-4
- 4 Conor Black (Mountain View)
- 5 Sean Kitchen (Douglas S. Freeman) D 6-0
- 6 Sam Myers (Fairfax)
- 7 Kirk Rohle (Hanover) D 9-5
- 8 Steven Courtney (Colonial Forge)

Wt 160

- 1 George Sheppard (Menchville) D 5-3
- 2 Willy Mello (Great Bridge)
- 3 Sam Hunt (Brooke Point) M 16-4
- 4 Oscar Huntley (Colonial Forge)
- 5 Charles Robinson (Hanover) D 10-7
- 6 Jayme Gordon (First Colonial)
- 7 Jay Mente (Tallwood) D 5-1
- 8 Tom Burton (Oakton)

Wt 171

- 1 Matt Jones (Robinson) F 0:57
- 2 Max Huntley (Colonial Forge)
- 3 Troy Hayre (McLean) D 7-2
- 4 Robert DeSano (Hayfield)
- 5 Jimmy Webb (Floyd Kellam) D 8-4
- 6 Mark Larmie (Gar-Field)
- 7 AJ Fernow (Mountain View) D 5-2
- 8 Chase Becka (Cox)

Wt 189

- 1 Scott Cust (Great Bridge) T 18-3; 5:56
- 2 Curtis Moore (Gar-Field)
- 3 David Wilson (Granby) M 10-2
- 4 Jared Corbett (Bethel)
- 5 Andrew Franks (Hermitage) D 4-3
- 6 Dan Mills (Hayfield)
- 7 Chris Dola (Yorktown) D 7-3
- 8 Joe Yates (Colonial Forge)

Virginia State AAA High School Tournament

Finals Summary

Wt 171

- 1 Matt Jones (Robinson) F 0:57
 - 2 Max Huntley (Colonial Forge)
 - 3 Troy Hayre (McLean) D 7-2
 - 4 Robert DeSano (Hayfield)
 - 5 Jimmy Webb (Floyd Kellam) D 8-4
 - 6 Mark Larmie (Gar-Field)
 - 7 AJ Fernow (Mountain View) D 5-2
 - 8 Chase Becka (Cox)
-

Wt 189

- 1 Scott Cust (Great Bridge) T 18-3; 5:56
 - 2 Curtis Moore (Gar-Field)
 - 3 David Wilson (Granby) M 10-2
 - 4 Jared Corbett (Bethel)
 - 5 Andrew Franks (Hermitage) D 4-3
 - 6 Dan Mills (Hayfield)
 - 7 Chris Dola (Yorktown) D 7-3
 - 8 Joe Yates (Colonial Forge)
-

Wt 215

- 1 Matt Reck (Colonial Forge) D 7-2
 - 2 Patrick Bienlien (Brooke Point)
 - 3 Anthony Taylor (Landstown) D 4-1
 - 4 Matthew Holcomb (Manchester)
 - 5 Alan Jacobsen (Maury) F 2:37
 - 6 Ronnie Ellsworth (Menchville)
 - 7 Jake Haislip (Lake Braddock) F 1:20
 - 8 Ace Callwood (Western Branch)
-

Wt 285

- 1 Josh Wine (Massaponax) D 3-2 OT
- 2 Nick Cook (Fauquier)
- 3 Danny Bryant (Lake Braddock) D 7-4
- 4 Quintas McCorkle (T.C. Williams)
- 5 Josh Capriani (Colonial Forge) F 1:35
- 6 Jack Burbank (Cox)
- 7 John King (Madison) D 3-2
- 8 Maurice Hampton (Phoebus)

Virginia State AAA High School Tournament

Bracket Results

103

| Plc | Name | School | Points | Deduct | Total |
|-----|-------------------|----------------|--------|--------|-------|
| 1 | Roman Perryman | Robinson | 24 | 0 | 24 |
| 2 | Randy Chapman | Princess Anne | 20 | 0 | 20 |
| 3 | Tucker Miller | Western Branch | 16 | 0 | 16 |
| 4 | Raymond Borja | Hayfield | 13 | 0 | 13 |
| 5 | Beau Martino | Battlefield | 10 | 0 | 10 |
| 6 | Sterling Briscoe | Kempsville | 9 | 0 | 9 |
| 8 | Joe Grohoski | Gar-Field | 7 | 0 | 7 |
| 7 | Ryan Hunsberger | Fauquier | 4 | 0 | 4 |
| | Austin D'Amico | Floyd Kellam | 4 | 0 | 4 |
| | Chris West | Lloyd C. Bird | 3 | 0 | 3 |
| | Anthony Kotoriy | Langley | 2 | 0 | 2 |
| | Spencer Alexander | Hanover | 2 | 0 | 2 |
| | Charlie Lipford | Henrico | 0 | 0 | 0 |
| | Stephen Hinton | Forest Park | 0 | 0 | 0 |
| | Ricky Gambriel | Atlee | 0 | 0 | 0 |
| | Bud Ireland | Annandale | 0 | 0 | 0 |

112

| Plc | Name | School | Points | Deduct | Total |
|-----|-------------------|-----------------|--------|--------|-------|
| 1 | Eric Olanowski | Floyd Kellam | 28 | 0 | 28 |
| 3 | Shane Gentry | Colonial Forge | 19 | 0 | 19 |
| 2 | Jerel Paule | Salem | 18 | 0 | 18 |
| 4 | Oscar Santos | Annandale | 13 | 0 | 13 |
| 5 | Kevin Thompson | First Colonial | 9 | 0 | 9 |
| 6 | Nick Grey | Stafford | 6 | 0 | 6 |
| 8 | Jordan Dix | James River | 5 | 0 | 5 |
| 7 | Justin Dennis | Hermitage | 4 | 0 | 4 |
| | Michael Bowman | Langley | 4 | 0 | 4 |
| | Garrett Haas | Great Bridge | 3 | 0 | 3 |
| | Ross Renzi | Lake Braddock | 2 | 0 | 2 |
| | Patrick Foxworth | Hanover | 1 | 0 | 1 |
| | John Orchard-Hays | Westfield | 0 | 0 | 0 |
| | Corey Sellner | Osbourne | 0 | 0 | 0 |
| | Matt Hatcher | Mills E. Godwin | 0 | 0 | 0 |
| | Drew Miller | Massaponax | 0 | 0 | 0 |

Virginia State AAA High School Tournament

Bracket Results

119

| Plc | Name | School | Points | Deduct | Total |
|------------|--------------------|------------------|---------------|---------------|--------------|
| 1 | Mike Holcomb | Floyd Kellam | 26 | 0 | 26 |
| 2 | Mike Garofalo | Colonial Forge | 20.5 | 0 | 20.5 |
| 3 | Kevin Chapman | Fauquier | 17 | 0 | 17 |
| 4 | Jared Anongos | James River | 15 | 0 | 15 |
| 5 | Josh Gillis | Hickory | 10.5 | 0 | 10.5 |
| 7 | Tom Cruz | Cox | 8.5 | 0 | 8.5 |
| 6 | Brandon Greenhalgh | Massaponax | 7 | 0 | 7 |
| 8 | Brett Sposa | Westfield | 4 | 0 | 4 |
| | Scott Ray | Loudoun Valley | 3 | 0 | 3 |
| | Enrique Camacho | Chantilly | 3 | 0 | 3 |
| | Mike Howard | Thomas Jefferson | 1 | 0 | 1 |
| | Marcus Chevius | Granby | 1 | 0 | 1 |
| | Kieyon Nash | Varina | 0 | 0 | 0 |
| | Richard Graham | Petersburg | 0 | 0 | 0 |
| | Robert Villa | Deep Run | 0 | 0 | 0 |
| | Brian Waller | Albermarle | 0 | 0 | 0 |

125

| Plc | Name | School | Points | Deduct | Total |
|------------|----------------|-----------------|---------------|---------------|--------------|
| 1 | Joe Pantaleo | Colonial Forge | 26 | 0 | 26 |
| 2 | Marty Carlson | Great Bridge | 20 | 0 | 20 |
| 3 | Wyatt Anderson | James River | 14 | 0 | 14 |
| 5 | Ben Dorsay | Cox | 13 | 0 | 13 |
| 4 | David Yost | Fauquier | 12 | 0 | 12 |
| 6 | Tyler Hutchens | Westfield | 7 | 0 | 7 |
| 7 | Josh Mattocks | Ocean Lakes | 7 | 0 | 7 |
| 8 | Ethan Carmody | Mountain View | 6 | 0 | 6 |
| | AJ Gavin | Yorktown | 3 | 0 | 3 |
| | Ben Wilson | Hanover | 3 | 0 | 3 |
| | Ross Harris | Mills E. Godwin | 2 | 0 | 2 |
| | Peter Dulany | Langley | 1 | 0 | 1 |
| | Sam Jones | Thomas Dale | 0 | 0 | 0 |
| | Ray Dickerson | Gar-Field | 0 | 0 | 0 |
| | Jesse Tyer | First Colonial | 0 | 0 | 0 |
| | Lloyd Tenaglia | Chantilly | 0 | 0 | 0 |

Virginia State AAA High School Tournament

Bracket Results

130

| Plc | Name | School | Points | Deduct | Total |
|-----|------------------|------------------|--------|--------|------------|
| 1 | Collin Dozier | Cox | 30 | 0 | 30 |
| 2 | Colin Zoski | Langley | 18 | 0 | 18 |
| 3 | Derek Gillespie | Great Bridge | 18 | 0 | 18 |
| 4 | Chris Hulbert | Thomas Dale | 14 | 0 | 14 |
| 5 | Patrick Nowaczyk | James River | 11 | 0 | 11 |
| 7 | Ryan Hamilton | Tallwood | 7.5 | 0 | 7.5 |
| 6 | Sharif Gray | Chantilly | 7 | 0 | 7 |
| 8 | Ricky Adams | Forest Park | 4 | 0 | 4 |
| | Marcus Henderson | Wakefield | 3 | 0 | 3 |
| | Adam Ellis | Lee-Davis | 3 | 0 | 3 |
| | Joe Ibanez | West Springfield | 1 | 0 | 1 |
| | Jonathan Stump | E.C. Glass | 1 | 0 | 1 |
| | Chris Bailey | Patrick Henry | 0 | 0 | 0 |
| | Eddie Babineau | Mountain View | 0 | 0 | 0 |
| | Mark Derkas | Menchville | 0 | 0 | 0 |
| | Patrick Hilleary | Fauquier | 0 | 0 | 0 |

135

| Plc | Name | School | Points | Deduct | Total |
|-----|-----------------|--------------------|--------|--------|-------------|
| 1 | P.J. Clamp | Great Bridge | 24 | 0 | 24 |
| 3 | Joel Hutchens | Westfield | 21.5 | 0 | 21.5 |
| 2 | Justin Hickey | Gar-Field | 20 | 0 | 20 |
| 4 | Gregg Martino | Battlefield | 12 | 0 | 12 |
| 5 | Jamie Carr | Franklin County | 10 | 0 | 10 |
| 7 | Hugh Morgan | Colonial Heights | 8 | 0 | 8 |
| 6 | Ryan Benzel | Floyd Kellam | 7 | 0 | 7 |
| 8 | Dan McCluskey | West Springfield | 6 | 0 | 6 |
| | Reid Brown | Robinson | 4 | 0 | 4 |
| | Tommy Harkins | Lloyd C. Bird | 3 | 0 | 3 |
| | Bryan Anderson | Cox | 3 | 0 | 3 |
| | Chris Robbins | E.C. Glass | 1 | 0 | 1 |
| | Kevin Alexander | Henrico | 0 | 0 | 0 |
| | Antwan Bynum | Hampton | 0 | 0 | 0 |
| | Jimmy Hurd | Fairfax | 0 | 0 | 0 |
| | Teddy Slusher | Douglas S. Freeman | 0 | 0 | 0 |

Virginia State AAA High School Tournament

Bracket Results

140

| Plc | Name | School | Points | Deduct | Total |
|-----|-------------------|----------------|--------|--------|-------------|
| 1 | Greg Todd | Gloucester | 23 | 0 | 23 |
| 2 | Philip Chichester | Colonial Forge | 20 | 0 | 20 |
| 3 | Cory Bartolo | First Colonial | 14 | -3 | 11 |
| 4 | Joey Grainger | Great Bridge | 11 | 0 | 11 |
| 6 | Brent Lowe | Forest Park | 10.5 | 0 | 10.5 |
| 5 | David Helmer | Langley | 9 | 0 | 9 |
| 7 | Jake Carey | Westfield | 6.5 | 0 | 6.5 |
| 8 | Mike Rushin | Robert E. Lee | 4 | 0 | 4 |
| | Sharif Dorghod | T.C. Williams | 3 | 0 | 3 |
| | Brandon Bowles | Lee-Davis | 3 | 0 | 3 |
| | Brandon Baxter | Kempsville | 1 | 0 | 1 |
| | Chris Mansisidor | Deep Run | 1 | 0 | 1 |
| | Keonte Owens | Petersburg | 0 | 0 | 0 |
| | Joey Wilkins | North Stafford | 0 | 0 | 0 |
| | Mike Dunn | James River | 0 | 0 | 0 |
| | Bryan Ireland | C.D. Hylton | 0 | 0 | 0 |

145

| Plc | Name | School | Points | Deduct | Total |
|-----|-------------------|----------------|--------|--------|------------|
| 1 | Paul Grinups | Westfield | 22 | 0 | 22 |
| 2 | Tom Lacey | North Stafford | 21 | 0 | 21 |
| 4 | Louis Johnson | Oscar Smith | 17 | 0 | 17 |
| 3 | Sean Abrams | Kempsville | 14 | 0 | 14 |
| 5 | Ricky Anderson | Western Branch | 11 | 0 | 11 |
| 6 | Eddie Mifflin | Forest Park | 7 | 0 | 7 |
| 7 | Joseph Bayer | Matoaca | 6.5 | 0 | 6.5 |
| | Justin Johnson | McLean | 4 | 0 | 4 |
| 8 | Josh Deel | Brooke Point | 3 | 0 | 3 |
| | Bryce Garrison | Colonial Forge | 2 | 0 | 2 |
| | Dustin Tenaglia | Chantilly | 2 | 0 | 2 |
| | Chase Shroder | Cox | 1 | 0 | 1 |
| | Michael Colognori | Midlothian | 0 | 0 | 0 |
| | Jake Oster | Madison | 0 | 0 | 0 |
| | Matt Jones | Lee-Davis | 0 | 0 | 0 |
| | Jordan Peck | Hanover | 0 | 0 | 0 |

Virginia State AAA High School Tournament

Bracket Results

152

| Plc | Name | School | Points | Deduct | Total |
|------------|------------------|--------------------|---------------|---------------|--------------|
| 2 | Jared King | Great Bridge | 22.5 | 0 | 22.5 |
| 1 | Steven Ours | Hayfield | 22 | 0 | 22 |
| 4 | Conor Black | Mountain View | 18 | 0 | 18 |
| 3 | Buffy Okigbo | Landstown | 16 | 0 | 16 |
| 5 | Sean Kitchen | Douglas S. Freeman | 9 | 0 | 9 |
| 6 | Sam Myers | Fairfax | 7 | 0 | 7 |
| 7 | Kirk Rohle | Hanover | 6 | 0 | 6 |
| 8 | Steven Courtney | Colonial Forge | 4 | 0 | 4 |
| | Clint Allala | Hopewell | 3 | 0 | 3 |
| | Matt Kersse | Potomac | 2 | 0 | 2 |
| | Jesus Legares | Woodbridge | 1 | 0 | 1 |
| | Montrell Barbine | Western Branch | 1 | 0 | 1 |
| | Matt Peters | W.T. Woodson | 0 | 0 | 0 |
| | Daniel Fissmer | Stone Bridge | 0 | 0 | 0 |
| | Adrin Taylor | Norview | 0 | 0 | 0 |
| | Tyler Muth | Manchester | 0 | 0 | 0 |

160

| Plc | Name | School | Points | Deduct | Total |
|------------|------------------|------------------|---------------|---------------|--------------|
| 1 | George Sheppard | Menchville | 23.5 | 0 | 23.5 |
| 2 | Willy Mello | Great Bridge | 19 | 0 | 19 |
| 3 | Sam Hunt | Brooke Point | 17.5 | 0 | 17.5 |
| 4 | Oscar Huntley | Colonial Forge | 12 | 0 | 12 |
| 5 | Charles Robinson | Hanover | 11 | 0 | 11 |
| 6 | Jayne Gordon | First Colonial | 9 | 0 | 9 |
| 7 | Jay Mente | Tallwood | 5 | 0 | 5 |
| 8 | Tom Burton | Oakton | 3 | 0 | 3 |
| | Logan O'Day | Patrick Henry | 3 | 0 | 3 |
| | Matt Tomsco | Osborn Park | 2 | 0 | 2 |
| | John Dommert | Thomas Dale | 1 | 0 | 1 |
| | Brian Walker | Highland Springs | 1 | 0 | 1 |
| | Sean Flint | McLean | 0 | 0 | 0 |
| | Rayner Bravo | Madison | 0 | 0 | 0 |
| | Zack Grimsley | Hayfield | 0 | 0 | 0 |
| | Brian Maxwell | Franklin County | 0 | 0 | 0 |

Virginia State AAA High School Tournament

Bracket Results

171

| Plc | Name | School | Points | Deduct | Total |
|------------|-------------------|------------------|---------------|---------------|--------------|
| 1 | Matt Jones | Robinson | 26 | -1 | 25 |
| 2 | Max Huntley | Colonial Forge | 21 | 0 | 21 |
| 3 | Troy Hayre | McLean | 17.5 | 0 | 17.5 |
| 4 | Robert DeSano | Hayfield | 15 | 0 | 15 |
| 5 | Jimmy Webb | Floyd Kellam | 9 | 0 | 9 |
| 6 | Mark Larmie | Gar-Field | 9 | 0 | 9 |
| 7 | AJ Fernow | Mountain View | 5 | 0 | 5 |
| 8 | Chase Becka | Cox | 5 | 0 | 5 |
| | Markeese Stovall | James River | 3 | 0 | 3 |
| | Joe Bisnett | Franklin County | 3 | 0 | 3 |
| | Johathan Whitiker | Washington & Lee | 2 | 0 | 2 |
| | Tim Hill | Great Bridge | 1 | 0 | 1 |
| | Darrell Taylor | Varina | 0 | 0 | 0 |
| | Trey Haddon | Mills E. Godwin | 0 | 0 | 0 |
| | Colin Lenhardt | Gloucester | 0 | 0 | 0 |
| | Brandon Stanford | Colonial Heights | 0 | 0 | 0 |

189

| Plc | Name | School | Points | Deduct | Total |
|------------|-----------------|----------------------|---------------|---------------|--------------|
| 1 | Scott Cust | Great Bridge | 29.5 | 0 | 29.5 |
| 2 | Curtis Moore | Gar-Field | 19.5 | 0 | 19.5 |
| 3 | David Wilson | Granby | 16 | 0 | 16 |
| 4 | Jared Corbett | Bethel | 16 | 0 | 16 |
| 6 | Dan Mills | Hayfield | 11 | 0 | 11 |
| 5 | Andrew Franks | Hermitage | 9 | 0 | 9 |
| 8 | Joe Yates | Colonial Forge | 6 | 0 | 6 |
| 7 | Chris Dola | Yorktown | 4 | 0 | 4 |
| | Patrick O'Brien | Thomas Dale | 2 | 0 | 2 |
| | Daniel Dressner | Lake Braddock | 2 | 0 | 2 |
| | Malachy Morris | Langley | 1 | 0 | 1 |
| | Jayvon Smith | Booker T. Washington | 1 | 0 | 1 |
| | Jake Johnson | Mountain View | 0 | 0 | 0 |
| | John Wyatt | Forest Park | 0 | 0 | 0 |
| | D.J. Ratcliffe | Douglas S. Freeman | 0 | 0 | 0 |
| | John Bonner | Deep Run | 0 | 0 | 0 |

Virginia State AAA High School Tournament

Bracket Results

215

| Plc | Name | School | Points | Deduct | Total |
|-----|------------------|----------------------|--------|--------|-----------|
| 1 | Matt Reck | Colonial Forge | 26 | 0 | 26 |
| 2 | Patrick Bienlien | Brooke Point | 20 | 0 | 20 |
| 5 | Alan Jacobsen | Maury | 15 | 0 | 15 |
| 3 | Anthony Taylor | Landstown | 14 | 0 | 14 |
| 4 | Matthew Holcomb | Manchester | 14 | 0 | 14 |
| 6 | Ronnie Ellsworth | Menchville | 8 | 0 | 8 |
| 7 | Jake Haislip | Lake Braddock | 7 | 0 | 7 |
| 8 | Ace Callwood | Western Branch | 5 | 0 | 5 |
| | Matt Stotler | Yorktown | 3 | 0 | 3 |
| | Dustin Barnes | Colonial Heights | 3 | 0 | 3 |
| | Peter Psihas | Battlefield | 3 | 0 | 3 |
| | Mica Stramel | Chantilly | 1 | 0 | 1 |
| | Luke Slate | Thomas Dale | 0 | 0 | 0 |
| | Justin Sachse | South County | 0 | 0 | 0 |
| | Jerry Whitehouse | Mountain View | 0 | 0 | 0 |
| | Andrew Fuerte | John Randolph Tucker | 0 | 0 | 0 |



285

| Plc | Name | School | Points | Deduct | Total |
|-----|--------------------|----------------|--------|--------|-----------|
| 1 | Josh Wine | Massaponax | 28 | 0 | 28 |
| 2 | Nick Cook | Fauquier | 18 | 0 | 18 |
| 3 | Danny Bryant | Lake Braddock | 18 | 0 | 18 |
| 5 | Josh Capriani | Colonial Forge | 13 | 0 | 13 |
| 4 | Quintas McCorkle | T.C. Williams | 12 | 0 | 12 |
| 6 | Jack Burbank | Cox | 8 | 0 | 8 |
| 8 | Maurice Hampton | Phoebus | 7 | 0 | 7 |
| 7 | John King | Madison | 4 | 0 | 4 |
| | Stephen Young | Gar-Field | 4 | 0 | 4 |
| | Matthew Richardson | Great Bridge | 4 | 0 | 4 |
| | Ken Ridenour | Hickory | 1 | 0 | 1 |
| | Cory Giles | George Wythe | 1 | 0 | 1 |
| | Byron Tibbetts | Manchester | 0 | 0 | 0 |
| | Matt Winter | Atlee | 0 | 0 | 0 |
| | Jacob McCray | Matoaca | 0 | 0 | 0 |
| | Milton Weatherhead | South County | 0 | 0 | 0 |

Virginia State AAA High School Tournament

23-24 February 2007


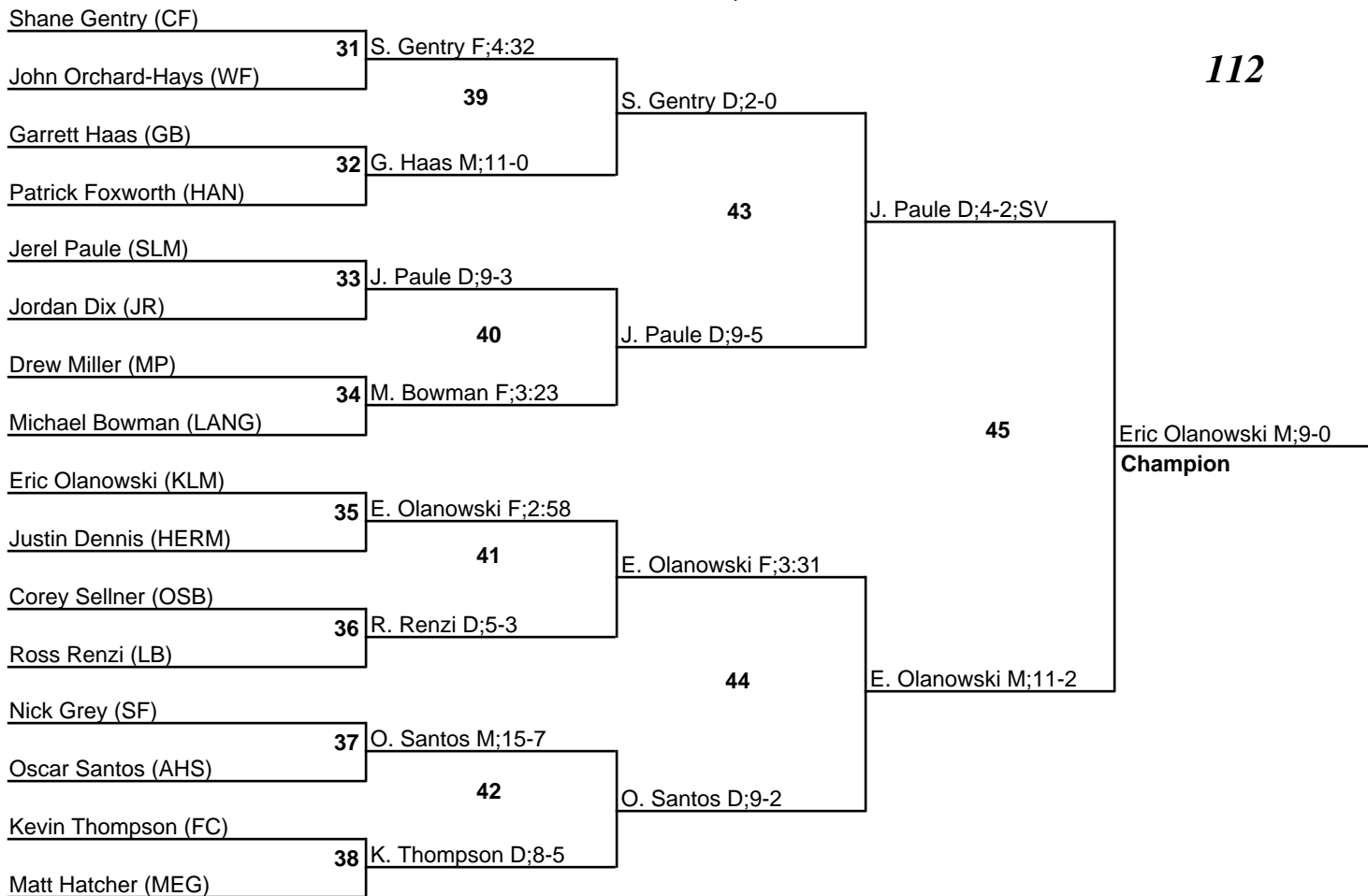
103



Virginia State AAA High School Tournament

23-24 February 2007



112



Virginia State AAA High School Tournament

23-24 February 2007

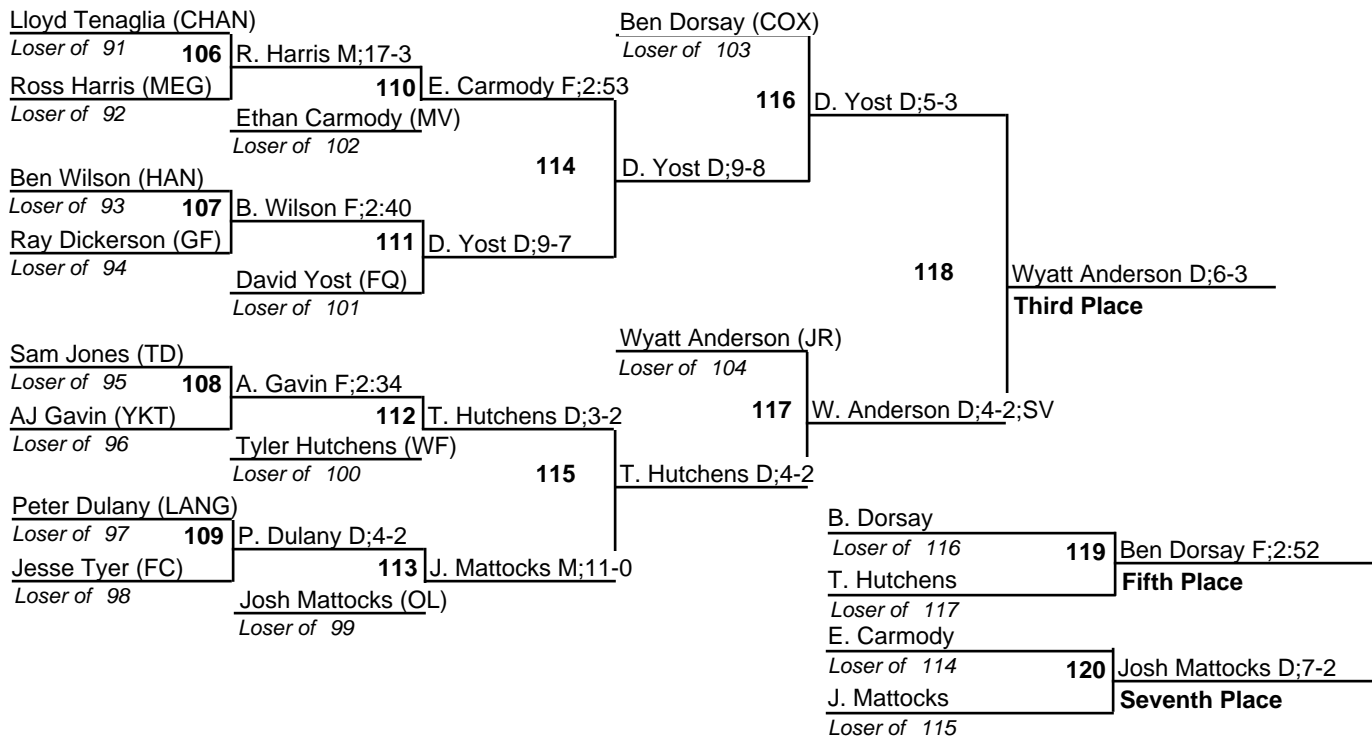

119



Virginia State AAA High School Tournament

23-24 February 2007


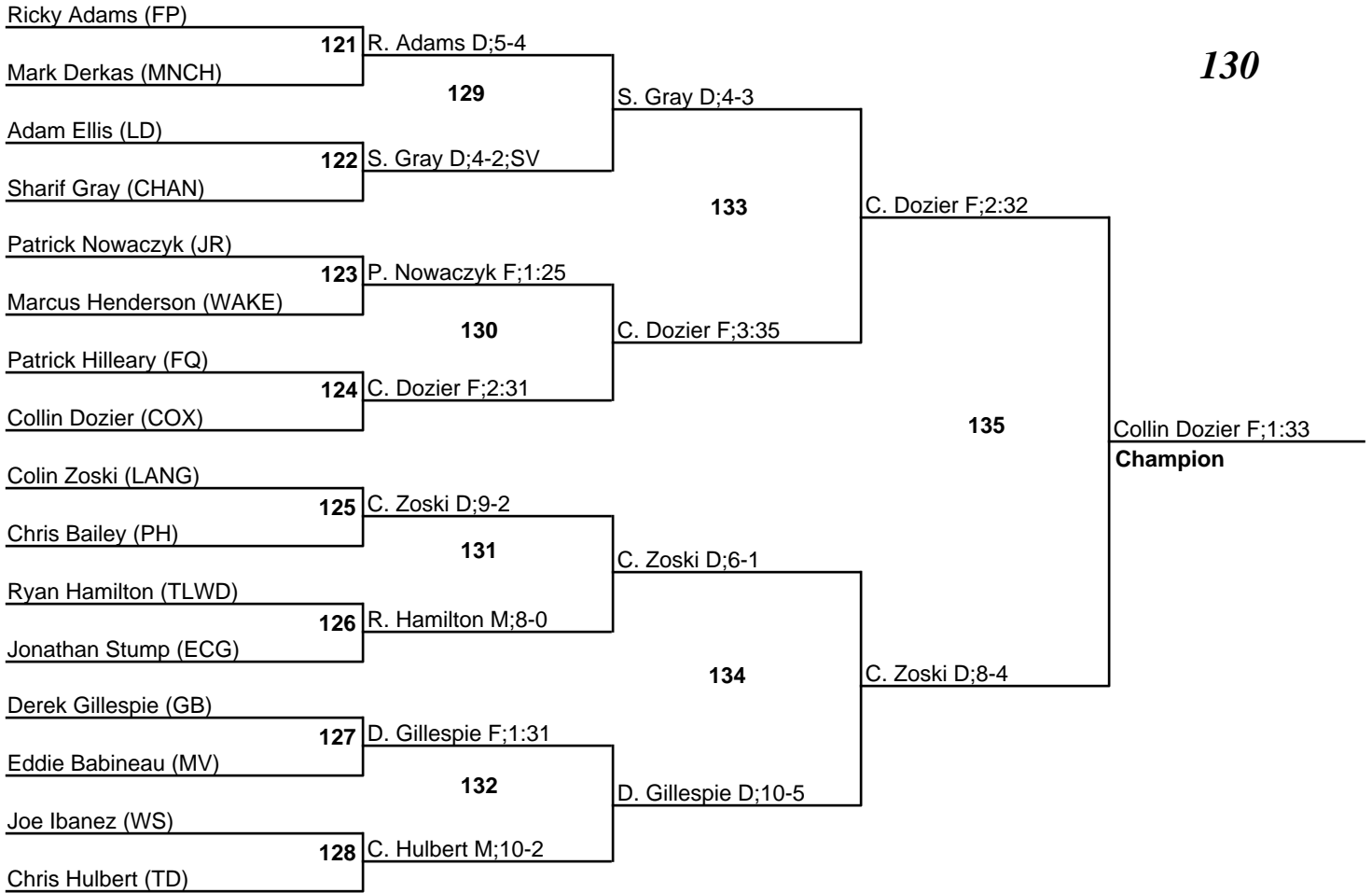
125



Virginia State AAA High School Tournament

23-24 February 2007



130



Virginia State AAA High School Tournament

23-24 February 2007

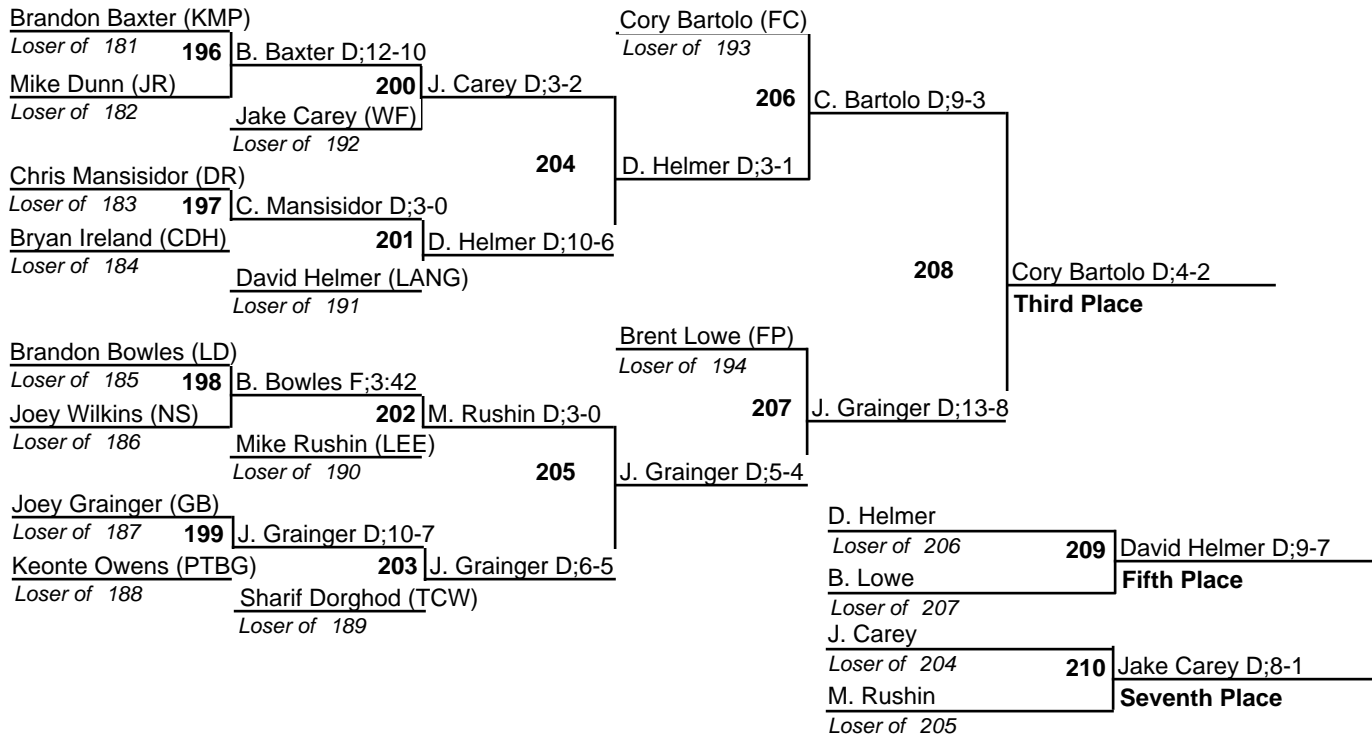
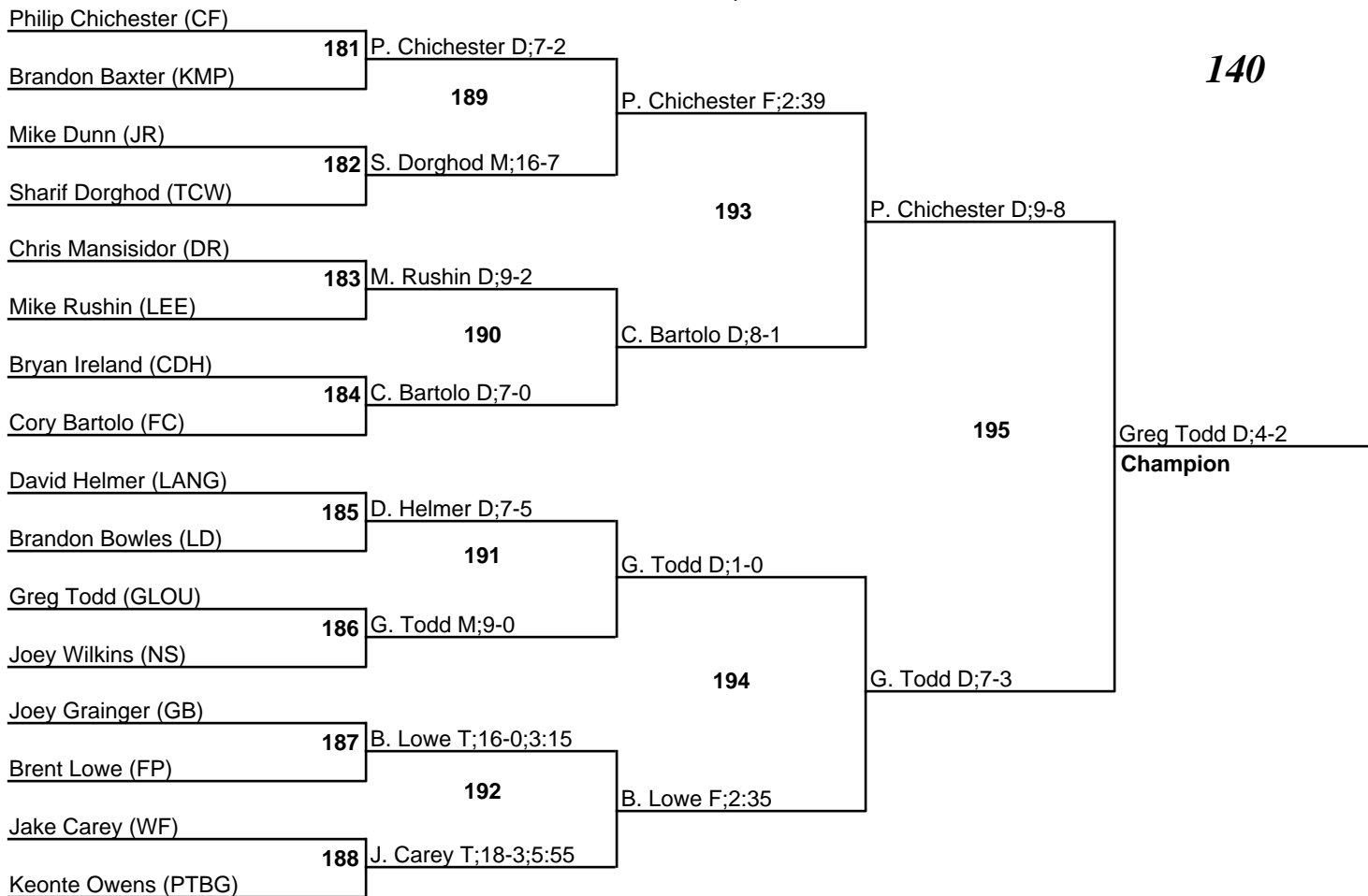
135



Virginia State AAA High School Tournament

23-24 February 2007



140



Virginia State AAA High School Tournament

23-24 February 2007


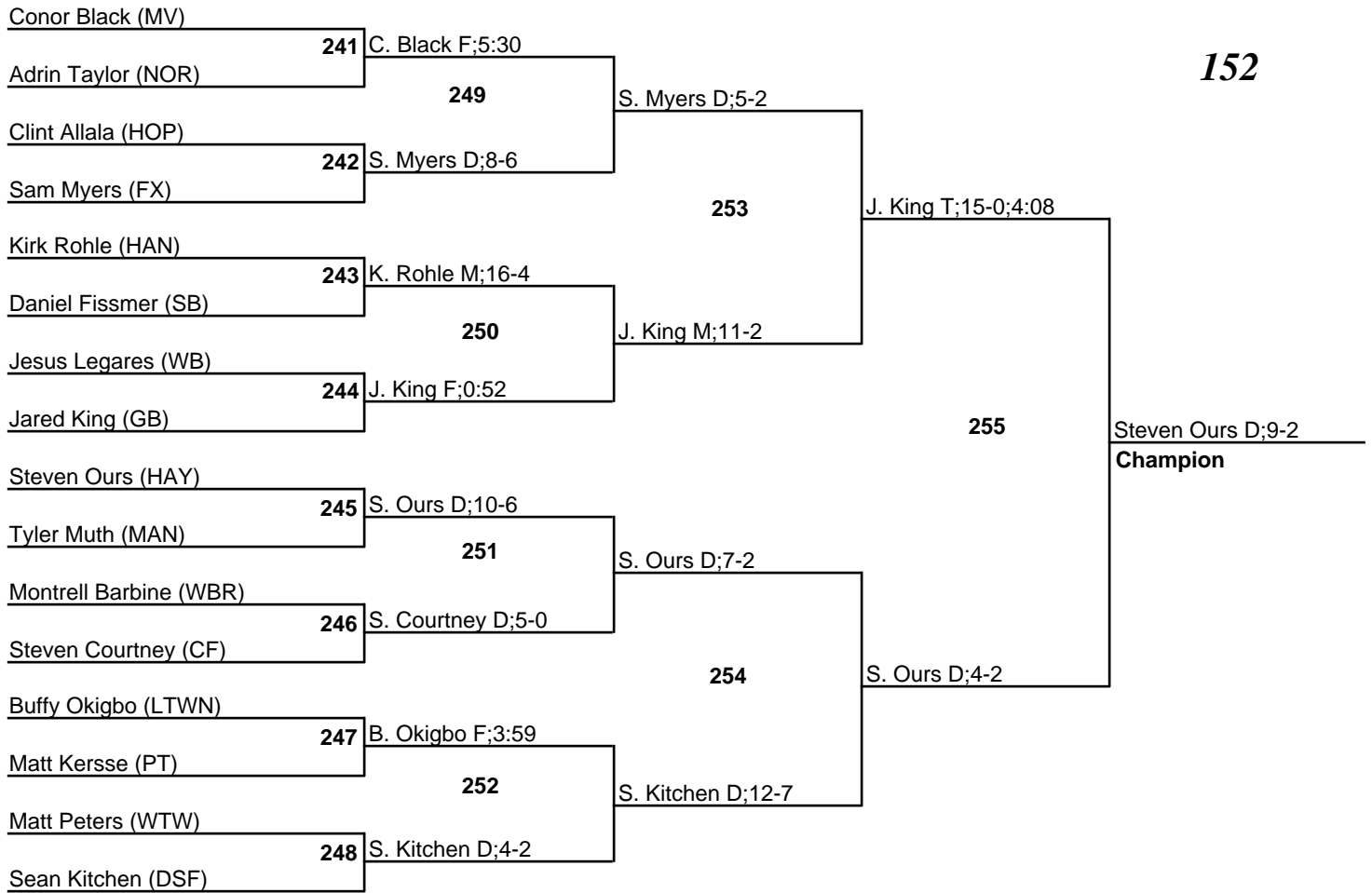
145



Virginia State AAA High School Tournament

23-24 February 2007


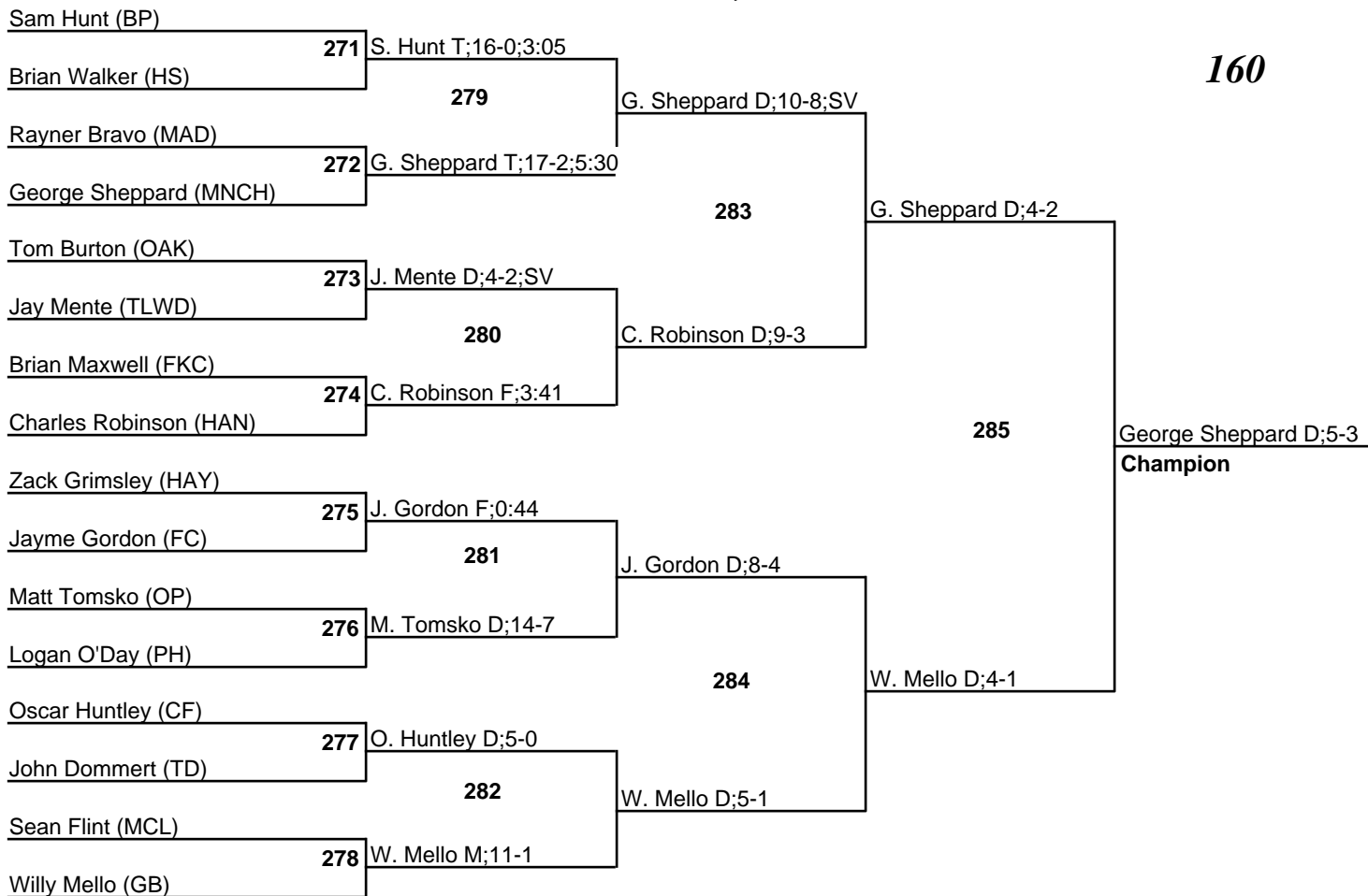
152



Virginia State AAA High School Tournament

23-24 February 2007


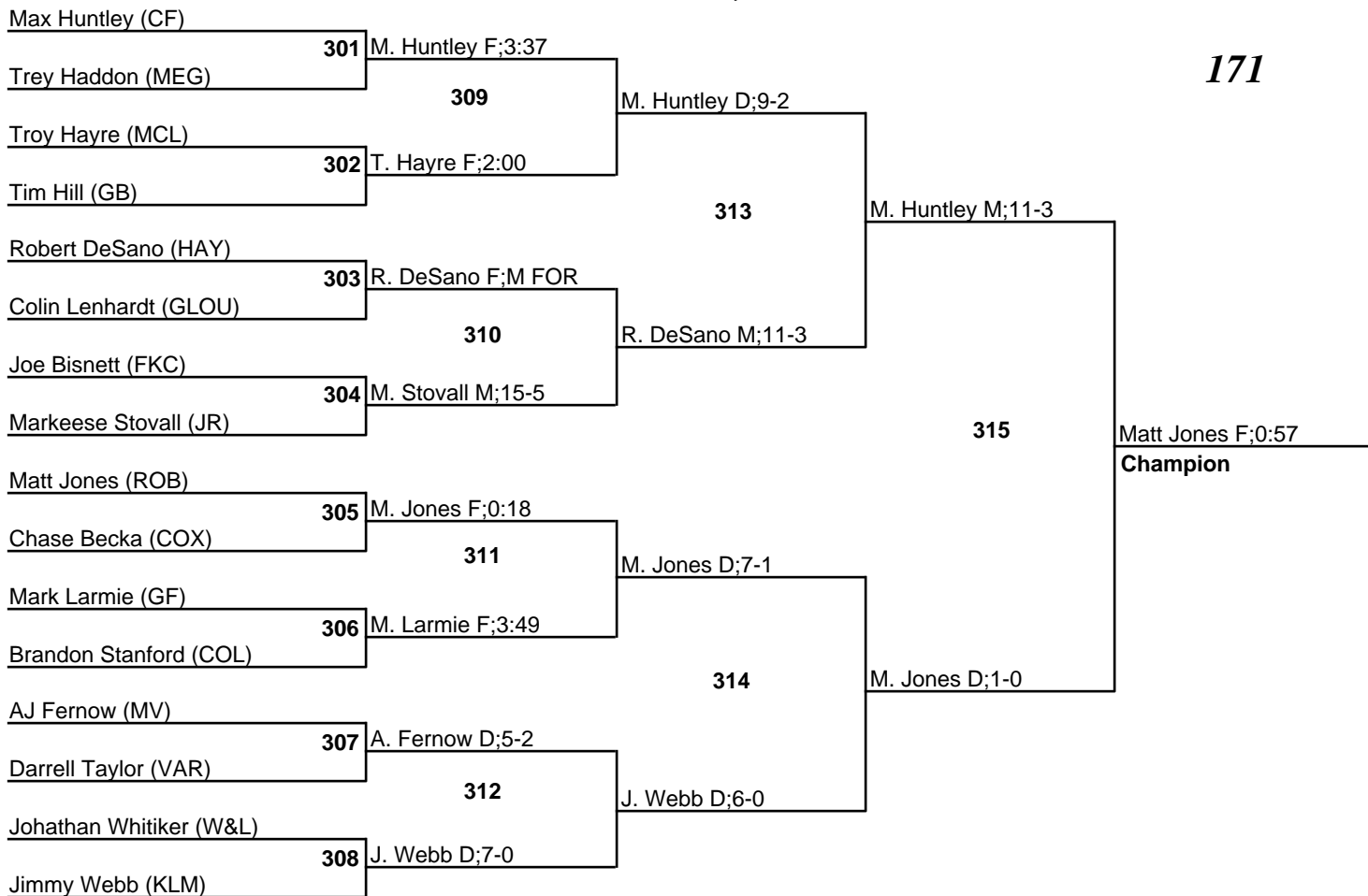
160



Virginia State AAA High School Tournament

23-24 February 2007


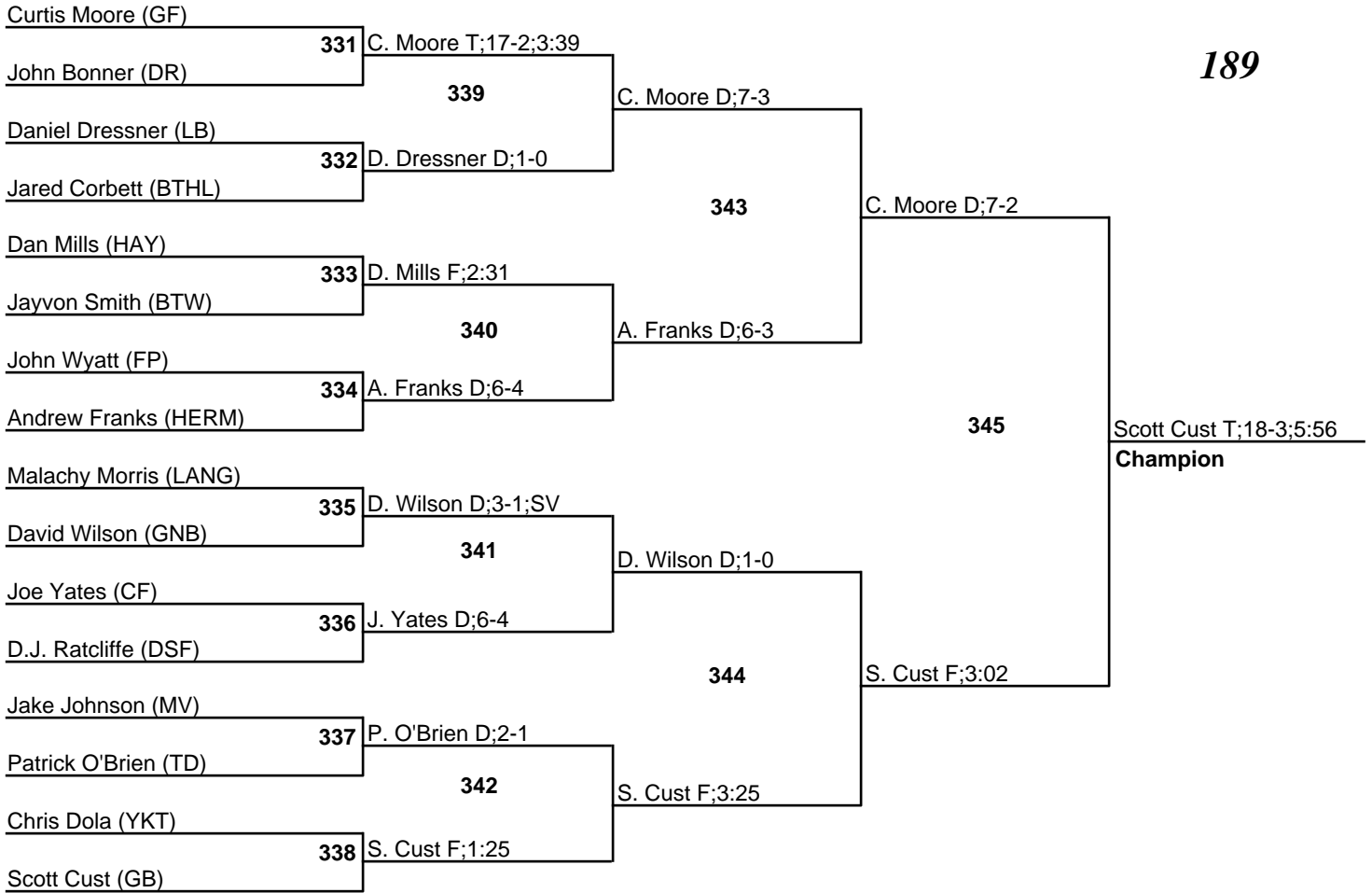
171



Virginia State AAA High School Tournament

23-24 February 2007



189



Virginia State AAA High School Tournament

23-24 February 2007


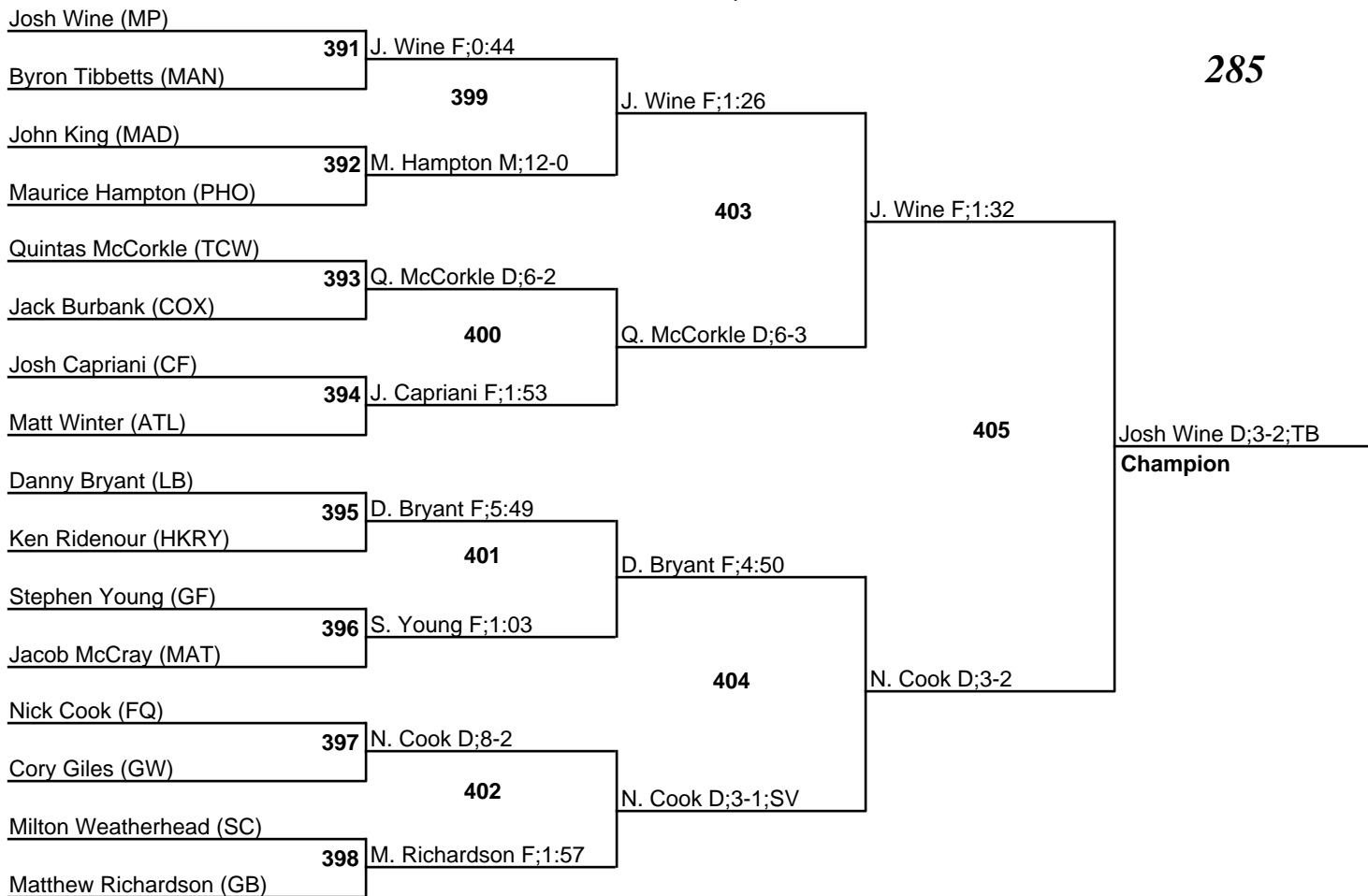
215



Virginia State AAA High School Tournament

23-24 February 2007

285



Virginia State AAA High School Tournament
Fall Report

| Wt | Name | School Name | Count | Total Time | Fastest |
|-----------|--------------------|--------------------|--------------|-------------------|----------------|
| 130 | Collin Dozier | Cox | 4 | 10:11 | 1:33 |
| 285 | Josh Wine | Massaponax | 3 | 3:42 | 0:44 |
| 189 | Scott Cust | Great Bridge | 3 | 7:52 | 1:25 |
| 215 | Alan Jacobsen | Maury | 3 | 9:01 | 2:37 |
| 152 | Conor Black | Mountain View | 3 | 12:27 | 2:11 |
| 171 | Matt Jones | Robinson | 2 | 1:15 | 0:18 |
| 145 | Louis Johnson | Oscar Smith | 2 | 2:29 | 0:29 |
| 189 | Dan Mills | Hayfield | 2 | 3:25 | 0:54 |
| 285 | Josh Capriani | Colonial Forge | 2 | 3:28 | 1:35 |
| 125 | Ben Dorsay | Cox | 2 | 3:55 | 1:03 |
| 119 | Mike Holcomb | Floyd Kellam | 2 | 4:18 | 0:47 |
| 189 | Jared Corbett | Bethel | 2 | 4:30 | 2:00 |
| 112 | Eric Olanowski | Floyd Kellam | 2 | 6:29 | 2:58 |
| 103 | Joe Grohoski | Gar-Field | 2 | 6:46 | 2:30 |
| 112 | Shane Gentry | Colonial Forge | 2 | 6:57 | 2:25 |
| 125 | Joe Pantaleo | Colonial Forge | 2 | 8:53 | 3:03 |
| 135 | Joel Hutchens | Westfield | 2 | 10:17 | 4:33 |
| 285 | Danny Bryant | Lake Braddock | 2 | 10:39 | 4:50 |
| 160 | Jayme Gordon | First Colonial | 1 | 0:44 | 0:44 |
| 152 | Jared King | Great Bridge | 1 | 0:52 | 0:52 |
| 285 | Stephen Young | Gar-Field | 1 | 1:03 | 1:03 |
| 135 | Reid Brown | Robinson | 1 | 1:17 | 1:17 |
| 215 | Jake Haislip | Lake Braddock | 1 | 1:20 | 1:20 |
| 130 | Patrick Nowaczyk | James River | 1 | 1:25 | 1:25 |
| 130 | Derek Gillespie | Great Bridge | 1 | 1:31 | 1:31 |
| 103 | Chris West | Lloyd C. Bird | 1 | 1:34 | 1:34 |
| 145 | Tom Lacey | North Stafford | 1 | 1:34 | 1:34 |
| 119 | Enrique Camacho | Chantilly | 1 | 1:38 | 1:38 |
| 215 | Dustin Barnes | Colonial Heights | 1 | 1:40 | 1:40 |
| 103 | Austin D'Amico | Floyd Kellam | 1 | 1:52 | 1:52 |
| 103 | Tucker Miller | Western Branch | 1 | 1:53 | 1:53 |
| 135 | Bryan Anderson | Cox | 1 | 1:53 | 1:53 |
| 285 | Matthew Richardson | Great Bridge | 1 | 1:57 | 1:57 |
| 189 | Joe Yates | Colonial Forge | 1 | 1:59 | 1:59 |
| 171 | Troy Hayre | McLean | 1 | 2:00 | 2:00 |
| 285 | Maurice Hampton | Phoebus | 1 | 2:01 | 2:01 |
| 119 | Scott Ray | Loudoun Valley | 1 | 2:18 | 2:18 |
| 160 | Logan O'Day | Patrick Henry | 1 | 2:21 | 2:21 |
| 215 | Matt Stotler | Yorktown | 1 | 2:24 | 2:24 |
| 112 | Jordan Dix | James River | 1 | 2:25 | 2:25 |
| 125 | AJ Gavin | Yorktown | 1 | 2:34 | 2:34 |
| 215 | Matthew Holcomb | Manchester | 1 | 2:34 | 2:34 |
| 140 | Brent Lowe | Forest Park | 1 | 2:35 | 2:35 |
| 140 | Philip Chichester | Colonial Forge | 1 | 2:39 | 2:39 |
| 125 | Ben Wilson | Hanover | 1 | 2:40 | 2:40 |
| 119 | Kevin Chapman | Fauquier | 1 | 2:44 | 2:44 |
| 171 | Chase Becka | Cox | 1 | 2:49 | 2:49 |
| 125 | Ethan Carmody | Mountain View | 1 | 2:53 | 2:53 |
| 103 | Roman Perryman | Robinson | 1 | 3:01 | 3:01 |
| 125 | Marty Carlson | Great Bridge | 1 | 3:09 | 3:09 |
| 112 | Michael Bowman | Langley | 1 | 3:23 | 3:23 |

| Wt | Name | School Name | Count | Total Time | Fastest |
|---------------------|------------------|--------------------|--------------|-------------------|----------------|
| 135 | Hugh Morgan | Colonial Heights | 1 | 3:33 | 3:33 |
| 171 | Max Huntley | Colonial Forge | 1 | 3:37 | 3:37 |
| 160 | Charles Robinson | Hanover | 1 | 3:41 | 3:41 |
| 140 | Brandon Bowles | Lee-Davis | 1 | 3:42 | 3:42 |
| 135 | Tommy Harkins | Lloyd C. Bird | 1 | 3:46 | 3:46 |
| 171 | Mark Larmie | Gar-Field | 1 | 3:49 | 3:49 |
| 152 | Buffy Okigbo | Landstown | 1 | 3:59 | 3:59 |
| 103 | Sterling Briscoe | Kempsville | 1 | 4:09 | 4:09 |
| 119 | Tom Cruz | Cox | 1 | 4:12 | 4:12 |
| 145 | Justin Johnson | McLean | 1 | 4:22 | 4:22 |
| 285 | Jack Burbank | Cox | 1 | 4:25 | 4:25 |
| 215 | Ace Callwood | Western Branch | 1 | 4:53 | 4:53 |
| 152 | Clint Allala | Hopewell | 1 | 4:58 | 4:58 |
| 215 | Patrick Bienlien | Brooke Point | 1 | 5:49 | 5:49 |
| 119 | Jared Anongos | James River | 1 | 5:57 | 5:57 |
| Total Falls: | | | 90 | | |

Salem Civic Center

2007 Virginia AA State Tournament**Final Results**

March 2-3 2007

Championship

- 103 Tony Gravely IV-1, Magna Vista Dec Devin Carter III-1, Christiansburg, 4-2 OT
 112 S. R. Shiley II-2, James Wood Dec Cameron Hurd III-3, Northside, 9-5
 119 Andrew Williams I-1, Tabb Fall Brandon Castle IV-1, Virginia, 1:23
 125 Drew Squires III-1, Christiansburg T-Fall Coty Riggelman II-1, Turner Ashby, 16-0 (5:29)
 130 Ben Canning I-1, Tabb Dec Justin Cooper I-3, Grafton, 9-7 OT
 135 Tim Miles III-1, Christiansburg M-Dec Kevin Ciccone I-1, Riverbend, 17-5
 140 Aaron Keeton I-1, Poquoson Dec Andrew Dionne IV-1, Martinsville, 3-2
 145 Andrew Clement III-1, Christiansburg Dec Quentin Hastings II-1, Brentsville, 4-2
 152 Luke Brugh III-1, Christiansburg Dec Derrick Borlie II-1, Millbrook, 8-3
 160 Sam Rakes III-1, Christiansburg Dec Mark Massay I-1, Poquoson, 11-7
 171 Brett Buckner III-1, Christiansburg Dec Chase Ennis I-1, Grafton, 4-2
 189 Charles Weber III-1, Christiansburg Dec Richard Jenkins III-3, William Fleming, 1-0
 215 Cody Gardner III-1, Christiansburg Fall Todd Shelton II-2, Louisa, 3:23
 285 Ryan Jackson III-1, Brookville M-Dec Jimmy Handler I-1, New Kent, 14-6

Consolation

- 103 Randon Young II-2, Orange Dec Matt Graham I-1, Smithfield, 6-2
 112 Andrew Robertson III-1, Christiansburg Dec Zeb Stewart III-2, Brookville, 9-4
 119 Ethan Owens IV-2, Grundy Dec Chris Smith I-2, Chancellor, 2-0
 125 Brian Wood III-3, William Byrd Dec Denny Herndon I-1, Grafton, 3-3 OT/SD
 130 Will Etcho I-2, Riverbend M-Dec Devon Puriefoy IV-1, Abingdon, 10-2
 135 Bryce Kiser II-2, Turner Ashby Fall Doug McMillen I-4, Tabb, 3:20
 140 John Held I-2, Lafayette Fall Ryan Reynolds-III-1, Liberty (Bedford), 1:59
 145 Dorian Carter IV-1, Martinsville Fall Mike Murphey II-3, Orange, 2:59
 152 Ray Balog I-2, Courtland Fall Josh McCowan IV-3, Grundy, 2:37
 160 Trey Kirkland II-1, Warren County Fall Ryan Blanchard I-2, Tabb, 2:04
 171 Eric McDaniel IV-1, Tazewell High Fall Shawn Sweaney I-2, Lafayette, 1:54
 189 Hunain Khawaja II-2, Central - Woodstock Dec Roger Shepard III-2, Liberty (Bedford), 8-6 OT
 215 Ryan Sutherland I-1, Courtland Dec Keith Person I-2, Grafton, 5-1
 285 Andrew Miller IV-1, Bassett Fall Chase Stevens II-3, Harrisonburg, 4:48

5th Place

- 103 Matt Fletcher II-1, Sherando Dec Andrew Nicely III-3, William Byrd, 8-5

112 Wes Heavener II-1, Millbrook Fall Chad O'Donnell I-1, Lafayette, 2:18
 119 Will Epperly-III-2, Staunton River Frft Ian Squires III-1, Christiansburg
 125 Ryan Goodsell II-3, Orange Dec Jonathan Dotson IV-1, Grundy, 2-0
 130 Stephen MacCauley II-1, Louisa Dec Clay Cundiff III-4, Northside, 5-2
 135 Farid Iqbal II-3, Dominion Dflt Kevin Delawder II-1, Fort Defiance
 140 Mike Wolterbeek II-1, Millbrook Dec Ronnie Guthrie-III-2, Brookville, 4-1
 145 Kaleb Smith IV-2, Grundy Dec John Balog I-1, Courtland, 1-0
 152 Nick Hillard I-3, New Kent Dec Chase McAdams I-1, Poquoson, 13-9
 160 Travis Franklin III-2, Lord Botetourt Dflt Jerami Bartley IV-1, Grundy
 171 Eric Laughlin III-2, Brookville Dec Ben Gronvall II-3, Dominion, 5-1
 189 Matt Griffiths I-2, Poquoson Dflt Chase Owens IV-1, Virginia
 215 Kory Rankin II-1, Fort Defiance Dec Joey Wlodarczyk IV-1, Bassett, 2-1 OT
 285 Jon Weber III-2, Christiansburg Dec Hunter Manspile III-4, Northside, 3-0

7th Place

103 Charlie Haislip II-3, Potomac Falls Dec Derik Wood III-2, Hidden Valley, 15-10
 112 Justin Smith II-4, Heritage Dec Jacob Childress II-3, Orange, 4-3
 119 Adam Freeman IV-3, Marion Fall Paul Rowane II-3, Potomac Falls, 1:55
 125 Sam MacGregor I-3, Chancellor Dec Marshall Robinson I-2, Smithfield, 6-3
 130 Jeremy Spitzer II-4, Broadway M-Dec Justin Smith III-2, Lord Botetourt, 15-4
 135 Kyle Spruill I-3, Lafayette M-Dec Cody Silva I-2, Poquoson, 17-6
 140 David Cheramie I-4, King George Dec Derek Woody III-3, Christiansburg, 9-5
 145 Aaron Rogers I-2, Lafayette Dec Josh Shaffer II-2, James Wood, 6-2
 152 A. J. Bakos II-2, Sherando Dec Kayton Marshall I-4, York, 4-3
 160 Nick Roselund III-3, Staunton River Frft Rickey Flood IV-2, Martinsville
 171 Sean Hoisington II-1, Warren County M-Dec Lucas Culver II-2, Louisa, 13-5
 189 Matt Leccadito I-1, York M-Dec Josh Lee IV-2, Grundy, 15-1
 215 Brandon Beemer III-2, Jefferson Forest Fall Mike Brown II-3, James Wood, 4:00
 285 Davell Smith II-2, Louisa Dec Luke Vance III-3, William Byrd, 3-1

Tourney Contact

00000
 e-mail:

Publisher **Preferred Educational Software**

221 Rivers Edge Drive
 Cherry Valley IL 61010
 Phone: (888) 959-2016
 e-mail: cotterk@pes-sports.com

© 2005 - All rights reserved

Salem Civic Center

2007 Virginia AA State Tournament

Team Scores

March 2-3 2007

| | | |
|-----------|---------------------|--------|
| 1. | Christiansburg | 259.50 |
| 2. | Tabb | 86.00 |
| 3. | Poquoson | 76.00 |
| 4. | Grundy | 72.00 |
| 5. | Grafton | 70.00 |
| 6. | Brookville | 61.50 |
| 7. | Lafayette | 59.50 |
| 8. | Martinsville | 55.00 |
| 9. | Orange | 49.50 |
| 10. | Northside | 45.50 |
| 10. (tie) | Millbrook | 45.50 |
| 12. | Courtland | 45.00 |
| 13. | Louisa | 40.00 |
| 13. (tie) | Riverbend | 40.00 |
| 15. | James Wood | 37.50 |
| 16. | Turner Ashby | 37.00 |
| 16. (tie) | New Kent | 37.00 |
| 18. | William Byrd | 36.00 |
| 19. | Virginia | 32.00 |
| 20. | Warren County | 31.00 |
| 21. | William Fleming | 30.50 |
| 22. | Liberty (Bedford) | 30.00 |
| 23. | Bassett | 28.00 |
| 23. (tie) | Magna Vista | 28.00 |
| 25. | Sherando | 25.50 |
| 26. | Brentsville | 25.00 |
| 27. | Staunton River | 22.00 |
| 27. (tie) | Dominion | 22.00 |
| 29. | Tazewell High | 20.00 |
| 29. (tie) | York | 20.00 |
| 31. | Fort Defiance | 19.50 |
| 32. | Chancellor | 19.00 |
| 32. (tie) | Smithfield | 19.00 |
| 34. | Lord Botetourt | 18.00 |
| 35. | Central - Woodstock | 17.00 |
| 36. | Abingdon | 15.00 |
| 37. | Potomac Falls | 14.50 |

| | | |
|-----------|-------------------|-------|
| 38. | Harrisonburg | 14.00 |
| 39. | Jefferson Forest | 12.00 |
| 40. | King George | 10.00 |
| 41. | Marion | 8.00 |
| 42. | Broadway | 7.00 |
| 43. | Heritage | 5.00 |
| 43. (tie) | Hidden Valley | 5.00 |
| 45. | Amherst | 4.00 |
| 46. | Tunstall | 3.00 |
| 46. (tie) | Liberty (Bealton) | 3.00 |
| 46. (tie) | Spotsylvania | 3.00 |
| 46. (tie) | Broad Run | 3.00 |
| 50. | Carroll County | 2.00 |
| 50. (tie) | Lee | 2.00 |
| 50. (tie) | Waynesboro | 2.00 |
| 53. | Alleghany | 1.00 |
| 53. (tie) | Blacksburg | 1.00 |
| 53. (tie) | Richlands | 1.00 |
| 56. | Appomattox County | 0.00 |
| 56. (tie) | Cave Spring | 0.00 |
| 56. (tie) | Salem | 0.00 |
| 56. (tie) | Pulaski County | 0.00 |
| 56. (tie) | Rustburg | 0.00 |
| 56. (tie) | Patrick County | 0.00 |
| 56. (tie) | Graham | 0.00 |
| 56. (tie) | Robert E. Lee | 0.00 |
| 56. (tie) | Park View | 0.00 |
| 56. (tie) | Rockbridge County | 0.00 |
| 56. (tie) | Monticello | 0.00 |
| 56. (tie) | Brookville | 0.00 |
| 56. (tie) | Pulaski | 0.00 |
| 56. (tie) | Loudon County | 0.00 |
| 56. (tie) | Blair Woods | 0.00 |
| 56. (tie) | Western Albemarle | 0.00 |
| 56. (tie) | Nandua | 0.00 |
| 56. (tie) | Jamestown | 0.00 |
| 56. (tie) | Southampton | 0.00 |

Tourney Contact

00000
e-mail:

Publisher
Preferred Educational Software

221 Rivers Edge Drive
Cherry Valley IL 61010
Phone: (888) 959-2016

e-mail: cotterk@pes-sports.com

© 2005 - All rights reserved

Salem Civic Center

2007 Virginia AA State Tournament

Place Winners

March 2-3 2007

Weight: 103

- 1st: Tony Gravely IV-1, Magna Vista 10 28- 0
- 2nd: Devin Carter III-1, Christiansburg 9 42- 10
- 3rd: Randon Young II-2, Orange 11 42- 8
- 4th: Matt Graham I-1, Smithfield 9 34- 5
- 5th: Matt Fletcher II-1, Sherando 11 58- 7
- 6th: Andrew Nicely III-3, William Byrd 10 40- 6
- 7th: Charlie Haislip II-3, Potomac Falls 10 35- 7
- 8th: Derik Wood III-2, Hidden Valley 11 23- 9

Weight: 112

- 1st: S. R. Shiley II-2, James Wood 12 57- 5
- 2nd: Cameron Hurd III-3, Northside 11 35- 3
- 3rd: Andrew Robertson III-1, Christiansburg 10 21- 3
- 4th: Zeb Stewart III-2, Brookville 9 31- 8
- 5th: Wes Heavener II-1, Millbrook 11 52- 7
- 6th: Chad O'Donnell I-1, Lafayette 11 39- 6
- 7th: Justin Smith II-4, Heritage 10 37- 6
- 8th: Jacob Childress II-3, Orange 11 47- 9

Weight: 119

- 1st: Andrew Williams I-1, Tabb 10 54- 7
- 2nd: Brandon Castle IV-1, Virginia 12 41- 3
- 3rd: Ethan Owens IV-2, Grundy 9 35- 6
- 4th: Chris Smith I-2, Chancellor 10 49- 9
- 5th: Will Epperly-III-2, Staunton River 11 33- 7
- 6th: Ian Squires III-1, Christiansburg 10 42- 11
- 7th: Adam Freeman IV-3, Marion 12 35- 6
- 8th: Paul Rowane II-3, Potomac Falls 10 44- 9

Weight: 125

- 1st: Drew Squires III-1, Christiansburg 10 40- 11
- 2nd: Coty Riggelman II-1, Turner Ashby 11 51- 1
- 3rd: Brian Wood III-3, William Byrd 11 43- 4
- 4th: Denny Herndon I-1, Grafton 12 39- 5
- 5th: Ryan Goodsell II-3, Orange 12 53- 4

- 6th: Jonathan Dotson IV-1, Grundy 9 27- 11
- 7th: Sam MacGregor I-3, Chancellor 11 46- 13
- 8th: Marshall Robinson I-2, Smithfield 9 35- 5

Weight: 130

- 1st: Ben Canning I-1, Tabb 12 55- 6
- 2nd: Justin Cooper I-3, Grafton 12 41- 8
- 3rd: Will Etcho I-2, Riverbend 12 47- 16
- 4th: Devon Puriefoy IV-1, Abingdon 12 50- 4
- 5th: Stephen MacCauley II-1, Louisa 11 34- 7
- 6th: Clay Cundiff III-4, Northside 11 33- 18
- 7th: Jeremy Spitzer II-4, Broadway 12 55- 6
- 8th: Justin Smith III-2, Lord Botetourt 12 33- 12

Weight: 135

- 1st: Tim Miles III-1, Christiansburg 12 35- 9
- 2nd: Kevin Ciccone I-1, Riverbend 12 54- 10
- 3rd: Bryce Kiser II-2, Turner Ashby 10 35- 9
- 4th: Doug McMillen I-4, Tabb 12 28- 15
- 5th: Farid Iqbal II-3, Dominion 12 43- 4
- 6th: Kevin Delawder II-1, Fort Defiance 11 38- 4
- 7th: Kyle Spruill I-3, Lafayette 12 46- 9
- 8th: Cody Silva I-2, Poquoson 10 25- 16

Weight: 140

- 1st: Aaron Keeton I-1, Poquoson 12 41- 1
- 2nd: Andrew Dionne IV-1, Martinsville 12 36- 4
- 3rd: John Held I-2, Lafayette 12 55- 5
- 4th: Ryan Reynolds-III-1, Liberty (Bedford) 12 47- 3
- 5th: Mike Wolterbeek II-1, Millbrook 11 39- 6
- 6th: Ronnie Guthrie-III-2, Brookville 11 28- 10
- 7th: David Cheramie I-4, King George 11 39- 10
- 8th: Derek Woody III-3, Christiansburg 10 27- 8

Weight: 145

- 1st: Andrew Clement III-1, Christiansburg 10 52- 8
- 2nd: Quentin Hastings II-1, Brentsville 12 39- 7
- 3rd: Dorian Carter IV-1, Martinsville 12 43- 4
- 4th: Mike Murphey II-3, Orange 12 51- 6
- 5th: Kaleb Smith IV-2, Grundy 11 22- 6
- 6th: John Balog I-1, Courtland 11 35- 15
- 7th: Aaron Rogers I-2, Lafayette 12 41- 8
- 8th: Josh Shaffer II-2, James Wood 10 43- 17

Weight: 152

- 1st: Luke Brugh III-1, Christiansburg 12 42- 14
- 2nd: Derrick Borlie II-1, Millbrook 10 55- 3
- 3rd: Ray Balog I-2, Courtland 12 46- 3
- 4th: Josh McCowan IV-3, Grundy 11 34- 7
- 5th: Nick Hillard I-3, New Kent 12 38- 7
- 6th: Chase McAdams I-1, Poquoson 10 34- 14
- 7th: A. J. Bakos II-2, Sherando 11 52- 12
- 8th: Kayton Marshall I-4, York 11 34- 6

Weight: 160

- 1st: Sam Rakes III-1, Christiansburg 11 41- 6
- 2nd: Mark Massay I-1, Poquoson 12 39- 7
- 3rd: Trey Kirkland II-1, Warren County 12 38- 2
- 4th: Ryan Blanchard I-2, Tabb 11 45- 10
- 5th: Travis Franklin III-2, Lord Botetourt 12 39- 6
- 6th: Jerami Bartley IV-1, Grundy 12 32- 8
- 7th: Nick Roselund III-3, Staunton River 12 43- 5
- 8th: Rickey Flood IV-2, Martinsville 12 43- 8

Weight: 171

- 1st: Brett Buckner III-1, Christiansburg 12 30- 12
- 2nd: Chase Ennis I-1, Grafton 11 46- 4
- 3rd: Eric McDaniel IV-1, Tazewell High 12 41- 4
- 4th: Shawn Sweaney I-2, Lafayette 10 53- 7
- 5th: Eric Laughlin III-2, Brookville 12 34- 6
- 6th: Ben Gronvall II-3, Dominion 12 30- 8
- 7th: Sean Hoisington II-1, Warren County 11 35- 14
- 8th: Lucas Culver II-2, Louisa 12 44- 4

Weight: 189

- 1st: Charles Weber III-1, Christiansburg 12 45- 10
- 2nd: Richard Jenkins III-3, William Fleming 12 35- 3
- 3rd: Hunain Khawaja II-2, Central - Woodstock 11 33- 5
- 4th: Roger Shepard III-2, Liberty (Bedford) 12 19- 5
- 5th: Matt Griffiths I-2, Poquoson 12 41- 9
- 6th: Chase Owens IV-1, Virginia 11 32- 7
- 7th: Matt Leccadito I-1, York 12 37- 3
- 8th: Josh Lee IV-2, Grundy 11 33- 7

Weight: 215

- 1st: Cody Gardner III-1, Christiansburg 12 46- 0

- 2nd: Todd Shelton II-2, Louisa 12 32- 3
3rd: Ryan Sutherland I-1, Courtland 11 45- 1
4th: Keith Person I-2, Grafton 11 42- 10
5th: Kory Rankin II-1, Fort Defiance 12 38- 2
6th: Joey Wlodarczyk IV-1, Bassett 12 42- 9
7th: Brandon Beemer III-2, Jefferson Forest 11 50- 6
8th: Mike Brown II-3, James Wood 12 52- 11

Weight: 285

- 1st: Ryan Jackson III-1, Brookville 11 35- 3
2nd: Jimmy Handler I-1, New Kent 12 45- 2
3rd: Andrew Miller IV-1, Bassett 10 51- 3
4th: Chase Stevens II-3, Harrisonburg 12 117- 26
5th: Jon Weber III-2, Christiansburg 10 31- 8
6th: Hunter Manspile III-4, Northside 11 30- 17
7th: Davell Smith II-2, Louisa 12 38- 7
8th: Luke Vance III-3, William Byrd 12 36- 11

Tourney Contact

00000
e-mail:

Publisher
Preferred Educational Software

221 Rivers Edge Drive
Cherry Valley IL 61010
Phone: (888) 959-2016
e-mail: cotterk@pes-sports.com

© 2005 - All rights reserved

2007 Virginia A State Tournament

Salem Civic Center

March 2-3 2007

Weight: 103

```

-James Jewell A-1 KW-----+
(9) 21- 5 Bout: 1 | -James Jewell A-1 KW-----+
-Alex Poe D-4 NW-----+          Fall 5:40 |
(9) 13- 18 Bout: 113 | -Tarrell Coles B-3 RAN-----+
-Ethan Campbell C-2 GAL-----+          Fall :46 |
(9) 16- 3 Bout: 2 | -Tarrell Coles B-3 RAN-----+
-Tarrell Coles B-3 RAN-----+          Fall 2:58 |
(12) 27- 7 Bout: 281 | -Maximo
Gonzalez B-2 MP-----+
-Maximo Gonzalez B-2 MP-----+          |          Dec
7-4 |
(9) 26- 10 Bout: 3 | -Maximo Gonzalez B-2 MP-----+
+ |
-A Andrew Cundiff C-3 GLEN-----+          Dec 9-2 |
| (9) 29- 8 Bout: 114 | -Maximo Gonzalez B-2
MP-----+ |
-R Robert Wineland A-4 LAN-----+ |
Fall 1:56 |
(9) 28- 17 Bout: 4 | -Caleb Gibson D-1
CAS-----+ |
-C Caleb Gibson D-1 CAS-----+ |
+ Fall :52 |
(10) 34- 2 Bout: 368 | -Conner C. Miller B-1 RAPP----
-Chad Sizemore C-1
COV-----+
+ |
| Champion |
(10) 33- 1 Bout: 5 | -Chad Sizemore C-1
COV-----+          |          Dec 7-2
-R Justin Scarce B-4 CHA-----+          Fall
4:58 |
(10) 36- 5 Bout: 115 | -Chad Sizemore C-1
COV-----+ |
-E Eric Russell D-2 CHIL-----+          Fall
1:51 |
(9) 24- 4 Bout: 6 | -Matthew Mooers A-3 NTL-----+

```

```

Brackets
+
-Matthew Mooers A-3 NTL-----+          Dec 12-
7
      (9) 26- 18
Miller B-1 RAPP-----+
-Kyle Binder A-2 ARC-----+
Fall 5:38
      (9) 23- 9 Bout: 7 | -Kyle Binder A-2 ARC-----+
-Kyle Binder A-2 ARC-----+          Fall 5:57
      (9) 32- 6 Bout: 116 | -Conner C. Miller B-1 RAPP-----+
-Kyle Binder A-2 ARC-----+          Fall 1:24
-Kyle Binder A-2 ARC-----+
      (9) 4- 12 Bout: 8 | -Conner C. Miller B-1 RAPP-----+
-Conner C. Miller B-1 RAPP-----+          Fall 1:12
      (9) 31- 3
B-3 RAN-----+
-Alex Poe D-4
NW-----+
      Bout: 169 | -Ethan Campbell C-2
GAL-----+
-Ethan Campbell C-2 GAL-----+          Fall :51
Bout: 337 | -Andrew Cundiff C-3 GLEN-----+
      Bout: 225 | -Kyle Binder A-2
ARC-----+          Fall 2:06
      -Kyle Binder A-2 ARC-----+          Fall
2:50 |          Bout: 309 | -Andrew Cundiff
C-3 GLEN-----+
-Andrew Cundiff C-3 GLEN-----+          T-
Fall 15-0
      Bout: 170 | -Andrew Cundiff C-3 GLEN-----+
+
-Robert Wineland A-4 LAN-----+          Fall 2:04
|
      Bout: 226 | -Andrew Cundiff C-3
GLEN-----+          T-Fall
16-0
367 | -Chad Sizemore C-1 COV-----+
-Justin Searce B-4
CHA-----+
+
      3rd Place
      Bout: 171 | -Justin Searce B-4
CHA-----+
+
Fall 2:56
-Eric Russell D-2 CHIL-----+          Dec 14-
10 |
      Bout: 227 | -Justin Searce B-4
CHA-----+
      -Caleb Gibson D-1 CAS-----+          Fall
4:34 |          Bout: 310 | -Justin Searce
B-4 CHA-----+

```

-Tarrell Coles

Bout:

```

Brackets
-Steven Melcher D-3 LEB-----+
6-4      |
      Bout:    172      | -Steven Melcher D-3 LEB-----+
+
-Christian Reuwer C-4 RAD-----+
      Dec 9-3      |
Bout:    338      | -Chad Sizemore C-1 COV-----+
      Bout:    228      | -James Jewell A-1
KW-----+
      | T-Fall 17-1
8-2      | -James Jewell A-1 KW-----+      Dec
      |
      | -Chad Sizemore
C-1 COV-----+
      |
      | -Tarrell Coles B-3 RAN-----+
      | Bout:    366      | -Tarrell Coles
B-3 RAN-----+
      |
      | -Justin Scearce B-4 CHA-----+
5th Place
      |
      | -Kyle Binder A-2 ARC-----+
Fall 1:54
      |
      | Bout:    365      | -Kyle Binder A-2 ARC-----+
      | -James Jewell A-1 KW-----+      7th Place
      | Dec 7-2
      |
      | - Place
Winners -
      |
      | 1st Conner C. Miller B-1 RAPP      (9)
35- 3      |      5th Tarrell Coles B-3 RAN      (12)      30- 9
      | 2nd Maximo Gonzalez B-2 MP      (9)
29- 11      |      6th Justin Scearce B-4 CHA      (10)      39- 8
      | 3rd Chad Sizemore C-1 COV      (10)
37- 2      |      7th Kyle Binder A-2 ARC      (9)      26- 11
      | 4th Andrew Cundiff C-3 GLEN      (9)
33- 10      |      8th James Jewell A-1 KW      (9)      23- 8

```

Weight: 112

```

-Cameron Wines A-1 MID-----+
(9) 19- 5 Bout:    9 | -Cameron Wines A-1 MID-----+
-James Jones D-4 RR-----+
      Fall :36
(9) 12- 18 Bout:    117 | -William Saunders C-2 RAD-----+
      Fall 1:38
-William Saunders C-2 RAD-----+
(10) 28- 10 Bout:    10 | -William Saunders C-2 RAD-----+
-Davey Torrance B-3 RAPP-----+
      Fall 1:48
(9) 22- 14 Bout:    283 | -William
Saunders C-2 RAD-----+
-Jarrett Brumett B-2 MAD-----+
7-6      |
(10) 30- 8 Bout:    11 | -Chris Mayberry C-3 COV-----+
+

```

Brackets

```

-Chris Mayberry C-3 COV-----+          Dec 8-2
|
|          (10)  32- 13          Bout:    118          |-Ryan Lowery D-1
NW-----+
-Mandi Barnes A-4 NH-----+
Fall 5:14
(10)  19- 14  Bout:    12 |-Ryan Lowery D-1
NW-----+
-Ryan Lowery D-1 NW-----+
Fall 1:23
(10)  36-  5
Bout:    372          |-Jonathan Brill B-1 STR-----
-John Ayers C-1
GLEN-----
+
|          Champion
(12)  20-  6  Bout:    13 |-John Ayers C-1
GLEN-----+
-Tristan Rion B-4 BUFF-----+          Fall
1:31
(10)  30- 12          Bout:    119          |-John Ayers C-1
GLEN-----+
-Jason Smith D-2 CHIL-----+          M-Dec 9-
0
(10)  24- 15  Bout:    14 |-Shawn Roberts A-3 MAT-----
+
-Shawn Roberts A-3 MAT-----+          Dec 8-
2
(11)  27- 32          Bout:    284          |-Jonathan Brill
B-1 STR-----+
-Lucas Tyler A-2 WAS-----+          Dec
7-5
(10)  24-  7  Bout:    15 |-Lucas Tyler A-2 WAS-----+
-Casey Lambert D-3 CAS-----+          Fall 3:09
(10)  31-  8          Bout:    120          |-Jonathan Brill B-1 STR-----+
-Chris Jones C-4 PM-----+          Fall 1:24
(9)  17- 27  Bout:    16 |-Jonathan Brill B-1 STR-----+
-Jonathan Brill B-1 STR-----+          Fall 2:12
(11)  38-  8          Bout:          -Ryan Lowery D-
1 NW-----+
-James Jones D-4
RR-----+
Bout:    173          |-Davey Torrance B-3
RAPP-----+
-Davey Torrance B-3 RAPP-----+          Fall 2:51
Bout:    339          |-Ryan Lowery D-1 NW-----+
RAPP-----+          Bout:    229          |-Davey Torrance B-3
Fall :28
-Lucas Tyler A-2 WAS-----+          M-Dec 12-
4          Bout:    311          |-Davey Torrance
B-3 RAPP-----+
-Jarrett Brumett B-2 MAD-----+          Dec
3-2
Bout:    174          |-Jarrett Brumett B-2 MAD-----

```

```

Brackets
+
-Mandi Barnes A-4 NH-----+          Fall 2:10
|
|          Bout:    230          |-Jarrett Brumett B-2
MAD-----+
|          -Shawn Roberts A-3 MAT-----+          M-Dec
12-2
|
371          |-John Ayers C-1 GLEN-----
-Tristan Rion B-4
BUFF-----
+
|          3rd Place
|          Bout:    175          |-Tristan Rion B-4
BUFF-----
+
Dec 6-3
-Jason Smith D-2 CHIL-----+          Dec 10-
8
|
|          Bout:    231          |-Tristan Rion B-4
BUFF-----+
|          -Chris Mayberry C-3 COV-----+          Dec 10-
6
|
|          Bout:    312          |-Tristan Rion B-
4 BUFF-----+
|-Casey Lambert D-3 CAS-----+          M-
Dec 12-0
|          Bout:    176          |-Casey Lambert D-3 CAS-----
+
|-Chris Jones C-4 PM-----+          Fall 1:38
Bout:    340          |-John Ayers C-1 GLEN-----+
MID-----+
|          Bout:    232          |-Cameron Wines A-1
|          Fall 3:10
|-Cameron Wines A-1 MID-----+
Fall 1:53
|
|          -John Ayers C-
1 GLEN-----+
|
|          -Davey Torrance B-3 RAPP-----+
|          Bout:    370          |-Davey Torrance
B-3 RAPP-----
|
|          -Tristan Rion B-4 BUFF-----+
5th Place
|
|          -Jarrett Brumett B-2 MAD-----+          Dec
8-7
|          Bout:    369          |-Jarrett Brumett B-2 MAD-----
|-Cameron Wines A-1 MID-----+          7th Place
|          T-Fall 17-2
- Place
Winners -
|
1st Jonathan Brill B-1 STR          (11)
42- 8          5th Davey Torrance B-3 RAPP          (9) 26- 16
2nd William Saunders C-2 RAD          (10)
31- 11          6th Tristan Rion B-4 BUFF          (10) 33- 15
24- 7          3rd John Ayers C-1 GLEN          (12)
|          7th Jarrett Brumett B-2 MAD          (10) 33- 10

```

Bout:

Weight: 119

```

-Keith Whatley A-1 ARC-----+
(10) 23- 3 Bout: 17 | -Keith Whatley A-1 ARC-----+
-Danny Ratliff D-4 LEB-----+ T-Fall 22-7
(11) 20- 7 Bout: 121 | -John Wiley C-2 GLEN-----+
-John Wiley C-2 GLEN-----+ Dec 4-1
(10) 22- 10 Bout: 18 | -John Wiley C-2 GLEN-----+
-Tyler Atwell B-3 MAD-----+ Fall 5:28
(10) 34- 5 Bout: 285 | -Brandon Norris
D-1 RR-----+
-John Harmon B-2 MP-----+ Dec
6-1 |
(12) 9- 8 Bout: 19 | -John Harmon B-2 MP-----+
+ |
-Anthony Kidd C-3 COV-----+ M-Dec 12-1
| |
(11) 25- 18 Bout: 122 | -Brandon Norris D-1
RR-----+ |
-Keith Allen A-4 WAS-----+ Dec
5-0 |
(10) 22- 8 Bout: 20 | -Brandon Norris D-1
RR-----+ |
-Brandon Norris D-1 RR-----+
+ Fall :51 |
(12) 33- 3
Bout: 376 | -Tanner Sutphin C-1 RAD-----
-Tanner Sutphin C-1
RAD-----
+
| Champion
(11) 32- 3 Bout: 21 | -Tanner Sutphin C-1
RAD-----+ | Dec 5-1
-Ryan Pyles B-4 BUFF-----+ T-Fall 18-
3 |
(10) 30- 8 Bout: 123 | -Tanner Sutphin C-1
RAD-----+ |
-Zack Robinson D-2 JB-----+ M-Dec 16-
6 |
(11) 23- 15 Bout: 22 | -Zack Robinson D-2 JB-----+
+ |
-Ross Kellum A-3 LAN-----+ Fall
1:14 |
(12) 25- 10 Bout: 286 | -Tanner Sutphin
C-1 RAD-----+

```

```

Brackets
-Tyler Mattox A-2 MAT-----+
5-0
(10) 30- 30 Bout: 23 | -T. J. Eskew D-3 SP-----+
-T. J. Eskew D-3 SP-----+ Fall 3:47
(10) 31- 3 Bout: 124 | -Sean Hall B-1 STR-----+
-Richard Pugh C-4 GC-----+ Fall 2:58
(10) 31- 12 Bout: 24 | -Sean Hall B-1 STR-----+
-Sean Hall B-1 STR-----+ T-Fall 16-1
(10) 45- 4 -John Wiley C-
2 GLEN-----+
-Danny Ratliff D-4
LEB-----+
Bout: 177 | -Tyler Atwell B-3
MAD-----+
-Tyler Atwell B-3 MAD-----+ M-Dec 12-3
Bout: 341 | -Tyler Atwell B-3 MAD-----+
Bout: 233 | -Tyler Atwell B-3
MAD-----+ Dec 6-4
-T. J. Eskew D-3 SP-----+ Dec 9-
2 Bout: 313 | -Tyler Atwell B-
3 MAD-----+
-Anthony Kidd C-3 COV-----+ Dec
2-0
Bout: 178 | -Anthony Kidd C-3 COV-----+
+
-Keith Allen A-4 WAS-----+ M-Dec 11-2
|
Bout: 234 | -Zack Robinson D-2
JB-----+
-Zack Robinson D-2 JB-----+
+ Forf
375 | -Sean Hall B-1 STR-----+
-Ryan Pyles B-4
BUFF-----+
+
| 3rd Place
Bout: 179 | -Ryan Pyles B-4
BUFF-----+
+
Dec 7-2
-Ross Kellum A-3 LAN-----+ Dec 6-
4
Bout: 235 | -Ryan Pyles B-4
BUFF-----+
-John Harmon B-2 MP-----+ Dec 3-
1 Bout: 314 | -Ryan Pyles B-
4 BUFF-----+
-Tyler Mattox A-2 MAT-----+ Dec
7-5
Bout: 180 | -Richard Pugh C-4 GC-----+
+
-Richard Pugh C-4 GC-----+ Fall 2:56

```

Bout:

Brackets

```

Bout: 342      |-Sean Hall B-1 STR-----+
                |
                |   Bout: 236      |-Keith Whatley A-1
ARC-----+    |   M-Dec 10-1
                |   -Keith Whatley A-1 ARC-----+   Dec
6-0            |
                |
                |                                           -Sean Hall B-
1 STR-----+
                |
                |   -John Wiley C-2 GLEN-----+
                |   Bout: 374      |-Ryan Pyles B-
4 BUFF-----+
                |
                |   -Ryan Pyles B-4 BUFF-----+
5th Place
                |
                |   -Zack Robinson D-2 JB-----+   Dec
3-2            |
                |   Bout: 373      |-Zack Robinson D-2 JB-----+
                |   -Keith Whatley A-1 ARC-----+   7th Place
                |   M-Dec 17-8
                |   - Place
Winners -      |   - Place Winners -
                |
                |   1st Tanner Sutphin C-1 RAD (11)
                |   5th Ryan Pyles B-4 BUFF (10) 34- 10
                |   2nd Brandon Norris D-1 RR (12)
                |   6th John Wiley C-2 GLEN (10) 24- 13
                |   3rd Sean Hall B-1 STR (10)
                |   7th Zack Robinson D-2 JB (11) 26- 17
                |   4th Tyler Atwell B-3 MAD (10)
                |   8th Keith Whatley A-1 ARC (10) 25- 6

```

Weight: 125

```

-Parke Atkinson A-1 NH-----+
(12) 26- 3 Bout: 25 |-Parke Atkinson A-1 NH-----+
-Will Haderer D-4 JB-----+   Fall 5:37
(11) 12- 13 Bout: 125 |-Seth Tomlin C-2 PM-----+
-Seth Tomlin C-2 PM-----+   Dec 5-3
(11) 27- 2 Bout: 26 |-Seth Tomlin C-2 PM-----+
-Jeremiah James B-3 AME-----+   Dec 13-9
(11) 23- 12 Bout: 287 |-Tyler Beckner
C-3 FLO-----+
-Michael Reynolds B-2 BUFF-----+
3-1 |
(11) 33- 9 Bout: 27 |-Tyler Beckner C-3 FLO-----+
+ |
-Tyler Beckner C-3 FLO-----+   Dec 6-4
| |
(11) 36- 9 Bout: 126 |-Tyler Beckner C-3
FLO-----+
-Sigfredo Luna A-4 WAS-----+   Dec

```

Brackets

```

2-0
(9) 18- 16 Bout: 28 | -Spencer Shillig D-1
RR-----+
-Spencer Shillig D-1 RR-----+ Dec
8-5
(10) 30- 6
Bout: 380 | -Steven Hall B-1 MP-----+
-Ben Cundiff C-1
GLEN-----+
+
| Champion
(11) 29- 5 Bout: 29 | -Ben Cundiff C-1
GLEN-----+ Dec 8-3
-Robert Meador B-4 MAD-----+ Fall
4:37
(11) 30- 9 Bout: 127 | -Ben Cundiff C-1
GLEN-----+
-Dylan Smith D-2 LEB-----+ Fall
2:34
(9) 35- 5 Bout: 30 | -Antwan Flythe A-3 FRA-----+
+
-Antwan Flythe A-3 FRA-----+ Fall
4:26
(10) 16- 6 Bout: 288 | -Steven Hall B-
1 MP-----+
-Andrew Trimmer A-2 KW-----+ Dec
5-2
(10) 21- 8 Bout: 31 | -Nick Rector D-3 CHIL-----+
-Nick Rector D-3 CHIL-----+ M-Dec 16-7
(10) 19- 10 Bout: 128 | -Steven Hall B-1 MP-----+
-Mark Thomas C-4 GAL-----+ T-Fall 16-0
(11) 30- 8 Bout: 32 | -Steven Hall B-1 MP-----+
-Sтивен Hall B-1 MP-----+ M-Dec 15-1
(12) 31- 13 -Seth Tomlin C-
2 PM-----+
-Will Haderer D-4
JB-----+
Bout: 181 | -Jeremiah James B-3
AME-----+
-Jeremiah James B-3 AME-----+ Fall :41
Bout: 343 | -Seth Tomlin C-2 PM-----+
AME-----+ Bout: 237 | -Jeremiah James B-3
Dec 6-3
-Nick Rector D-3 CHIL-----+ Fall
1:39
Reynolds B-2 BUFF-----+ Bout: 315 | -Michael
-Michael Reynolds B-2 BUFF-----+ Dec
8-6
Bout: 182 | -Michael Reynolds B-2 BUFF-----+
+
-Sigfredo Luna A-4 WAS-----+ M-Dec 14-0
Bout: 238 | -Michael Reynolds B-2
BUFF-----+

```

-Antwan Flythe A-3 FRA-----+

M-Dec

8-0

|

Bout:

379 | -Ben Cundiff C-1 GLEN-----

-Robert Meador B-4

MAD-----

+

3rd Place

Bout: 183

| -Robert Meador B-4

MAD-----

+

Dec 4-3

-Dylan Smith D-2 LEB-----+

Fall

3:18

|

Bout: 239

| -Robert Meador B-4

MAD-----+

-Spencer Shillig D-1 RR-----+

Dec 6-

3

|

Bout: 316

| -Robert Meador

B-4 MAD-----+

-Andrew Trimmer A-2 KW-----+

Dec

3-1

|

Bout: 184

| -Mark Thomas C-4 GAL-----

+

-Mark Thomas C-4 GAL-----+

T-Fall 17-1

Bout: 344

| -Ben Cundiff C-1 GLEN-----+

Bout: 240

| -Parke Atkinson A-1

NH-----+

M-Dec 8-0

-Parke Atkinson A-1 NH-----+

Dec

7-6

|

-Ben Cundiff C-

1 GLEN-----+

-Michael Reynolds B-2 BUFF-----+

Bout: 378

| -Robert Meador

B-4 MAD-----

-Robert Meador B-4 MAD-----+

5th Place

-Jeremiah James B-3 AME-----+

Dec

9-5

Bout: 377

| -Jeremiah James B-3 AME-----

-Parke Atkinson A-1 NH-----+

7th Place

Fall 2:53

- Place

Winners -

- Place Winners -

35- 13

1st Steven Hall B-1 MP (12)

(11) 34- 11

39- 10

5th Robert Meador B-4 MAD (11)

(11) 36- 12

33- 6

2nd Tyler Beckner C-3 FLO (11)

(11) 26- 14

30- 4

3rd Ben Cundiff C-1 GLEN (11)

(12) 28- 6

4th Seth Tomlin C-2 PM (11)

8th Parke Atkinson A-1 NH

Weight: 130

```

-Sam Frere A-1 LAN-----+
(10) 39- 10 Bout: 33 | -Sam Frere A-1 LAN-----+
-Adam Arno C-4 FLO-----+ T-Fall 17-1
(11) 19- 16 Bout: 129 | -Sam Frere A-1 LAN-----+
-Robert Waddle B-2 CHA-----+ Fall 3:12
(12) 28- 6 Bout: 34 | -Chris Hicks D-3 CAS-----+
-Chris Hicks D-3 CAS-----+ Fall 2:43
(12) 29- 7 Bout: 289 | -Adam Sandoe C-
1 RAD-----+ Dec
-Josh Sexton D-2 CHIL-----+
9-6 |
(12) 30- 7 Bout: 35 | -Josh Sexton D-2 CHIL-----+
+ |
-Jean-Carlos Taveras B3 MP-----+ M-Dec 21-12
| |
(10) 20- 23 Bout: 130 | -Adam Sandoe C-1
RAD-----+ |
-Conrad Maszack A-4 MID-----+ Dec
7-5 |
(11) 19- 6 Bout: 36 | -Adam Sandoe C-1
RAD-----+ |
-Adam Sandoe C-1 RAD-----+ Dec
14-8 |
(11) 23- 4
Bout: 384 | -Adam Sandoe C-1 RAD-----+
-Emory Barlow D-1
HOL-----+
+
| Champion
(12) 26- 2 Bout: 37 | -Emory Barlow D-1
HOL-----+ | Dec 7-6
-Andrew Little B-4 BUFF-----+ Fall
1:50 |
(12) 21- 20 Bout: 131 | -Emory Barlow D-1
HOL-----+ |
-John Hickman A-2 NH-----+ Dec 8-
5 |
(11) 25- 12 Bout: 38 | -John Hickman A-2 NH-----+
+ |
-Dustin Snow C-3 GC-----+ M-Dec 17-
8 |
(12) 24- 7 Bout: 290 | -Emory Barlow D-
1 HOL-----+
-Kevin Woods C-2 GLEN-----+
Fall 1:41
(11) 27- 7 Bout: 39 | -Kevin Woods C-2 GLEN-----+
-Aaron Benthall A-3 MAT-----+ Dec 8-4
(12) 71- 54 Bout: 132 | -Kevin Woods C-2 GLEN-----+

```

```

Brackets
-James Brickey D-4 JJK-----+ |
(12) 25- 10 Bout: 40 |-Michael Prince B-1 STR-----+
-Michael Prince B-1 STR-----+ M-Dec 14-3
(11) 35- 11
1 LAN-----+
-Adam Arno C-4
FLO-----+
Bout: 185 |-Robert Waddle B-2
CHA-----+
-Robert Waddle B-2 CHA-----+ T-Fall 18-2 |
Bout: 345 |-Michael Prince B-1 STR-----+
STR-----+ Bout: 241 |-Michael Prince B-1
Dec 4-3 |
1 |-Michael Prince B-1 STR-----+ M-Dec 12-
Bout: 317 |-Michael Prince
B-1 STR-----+
-Jean-Carlos Taveras B3 MP-----+
| Forf
Bout: 186 |-Conrad Maszack A-4 MID-----+
+
-Conrad Maszack A-4 MID-----+ Fall :47
|
Bout: 242 |-Conrad Maszack A-4
MID-----+
-John Hickman A-2 NH-----+ Dec
6-3
383 |-Michael Prince B-1 STR-----
-Andrew Little B-4
BUFF-----
+
| 3rd Place
Bout: 187 |-Dustin Snow C-3
GC-----+
+
Dec 1-0
-Dustin Snow C-3 GC-----+ Dec 10-
7
Bout: 243 |-Josh Sexton D-2
CHIL-----+
-Josh Sexton D-2 CHIL-----+ Dec 7-5
OT |
Bout: 318 |-Aaron Benthall
A-3 MAT-----+
-Aaron Benthall A-3 MAT-----+ M-
Dec 9-1
Bout: 188 |-Aaron Benthall A-3 MAT-----+
+
-James Brickey D-4 JJK-----+ M-Dec 12-4 |
Bout: 346 |-Kevin Woods C-2 GLEN-----+
MAT-----+ Bout: 244 |-Aaron Benthall A-3
M-Dec 12-2
-Fall 3:55 -Chris Hicks D-3 CAS-----+

```

-Sam Frere A-

Bout:

2 GLEN-----+

-Sam Frere A-1 LAN-----+

Bout: 382 | -Aaron Benthall

A-3 MAT-----

-Aaron Benthall A-3 MAT-----+

5th Place

-Conrad Maszack A-4 MID-----+

Dec

8-2

Bout: 381 | -Josh Sexton D-2 CHIL-----

-Josh Sexton D-2 CHIL-----+ 7th Place

Forf

- Place

Winners -

- Place Winners -

1st Adam Sandoe C-1 RAD (11)

27- 4

5th Aaron Benthall A-3 MAT (12) 75- 56

2nd Emory Barlow D-1 HOL (12)

29- 3

(10) 41- 13

6th Sam Frere A-1 LAN

3rd Michael Prince B-1 STR (11)

40- 12

7th Josh Sexton D-2 CHIL (12) 33- 9

4th Kevin Woods C-2 GLEN (11)

30- 9

8th Conrad Maszack A-4 MID (11) 21- 7

Weight: 135

-Cash Brown A-1 MAT-----+

(12) 67- 46 Bout: 41 | -Cash Brown A-1 MAT-----+

-Jonathan Williams C-4 BC-----+

Fall :30

(10) 25- 8

Bout: 133

| -Brent Judy B-2 STR-----+

-Brent Judy B-2 STR-----+

Dec 3-1

(12) 33- 16 Bout: 42 | -Brent Judy B-2 STR-----+

-Sean P. Dole D-3 PH-----+

Fall 3:03

(10) 28- 8

Bout: 291

| -Jeremy Mowles

C-1 GLEN-----+

-Matthew Scott D-2 RR-----+

Fall 1:12

(9) 20- 8 Bout: 43 | -Bernard McGee B-3 CHA-----

+ -Bernard McGee B-3 CHA-----+

Dec 5-4

(12) 35- 11

Bout: 134

| -Jeremy Mowles C-1

GLEN-----+

-Cody Paglia A-4 NH-----+

M-Dec

11-1

(10) 12- 18 Bout: 44 | -Jeremy Mowles C-1

GLEN-----+

-Jeremy Mowles C-1 GLEN-----

+ Fall :18

Brackets

```

(11) 26- 3
Bout: 388 | -Jeremy Mowles C-1 GLEN-----
-Michael Phillips D-1
CAS-----
+
|
| Champion
(12) 34- 5 Bout: 45 | -Michael Phillips D-1
CAS-----+
-Stansford Shifflett B4 RIV----+ Dec 9-
7
|
(10) 32- 6 Bout: 135 | -Ibraheem Bullock A-2
LAN-----+
-Ibraheem Bullock A-2 LAN-----+ Dec 4-
1
|
(11) 24- 7 Bout: 46 | -Ibraheem Bullock A-2 LAN-----
+
-Justin Sutton C-3 COV-----+ Fall
2:49
|
(12) 29- 12 Bout: 292 | -Anthony
Franklin B-1 SJ-----+
-Will Dooley C-2 PM-----+
Fall 3:43
(9) 31- 18 Bout: 47 | -Will Dooley C-2 PM-----+
-Matt McVey A-3 WAS-----+ Fall 3:26
(11) 18- 7 Bout: 136 | -Anthony Franklin B-1 SJ-----+
-Steven Bradley D-4 JJK-----+ Dec 5-0
(10) 33- 9 Bout: 48 | -Anthony Franklin B-1 SJ-----+
-Anthony Franklin B-1 SJ-----+ Fall 1:11
(11) 45- 1 -Brent Judy B-
2 STR-----+
-Jonathan Williams C-4
BC-----+
Bout: 189 | -Jonathan Williams C-4
BC-----+
-Sean P. Dole D-3 PH-----+ Fall 1:29
Bout: 347 | -Brent Judy B-2 STR-----+
PM-----+ Bout: 245 | -Will Dooley C-2
Dec 8-7
-Will Dooley C-2 PM-----+ Fall
2:03 | Bout: 319 | -Will Dooley C-
2 PM-----+
-Matthew Scott D-2 RR-----+ Dec 5-
3 OT
Bout: 190 | -Matthew Scott D-2 RR-----
+
-Cody Paglia A-4 NH-----+ M-Dec 14-0
|
Bout: 246 | -Michael Phillips D-1
CAS-----+
-Michael Phillips D-1 CAS-----+ Dec
8-2
|
387 | -Brent Judy B-2 STR-----
-Stansford Shifflett B4

```

Bout:

Brackets

```

RIV---
+
|           3rd Place
Bout:      191      |-Stansford Shifflett B4

RIV---
+
Dec 4-3
-Justin Sutton C-3 COV-----+          Fall
3:52      |
          Bout:      247      |-Bernard McGee B-3
CHA-----+
          -Bernard McGee B-3 CHA-----+          Dec 6-4
OT      |
          Bout:      320      |-Cash Brown A-
1 MAT-----+
-Matt McVey A-3 WAS-----+
Dec 15-2  |
          Bout:      192      |-Matt McVey A-3 WAS-----+
+
-M Steven Bradley D-4 JJK-----+          Dec 9-5
Bout:      348      |-Ibraheem Bullock A-2 LAN-----+
          Bout:      248      |-Cash Brown A-1
MAT-----+
          -Cash Brown A-1 MAT-----+          M-Dec
9-0
          |
          -Ibraheem
Bullock A-2 LAN-----+
          -Will Dooley C-2 PM-----+
          Bout:      386      |-Cash Brown A-
1 MAT-----+
          -Cash Brown A-1 MAT-----+
5th Place
          -Michael Phillips D-1 CAS-----+          Dec
8-4
          Bout:      385      |-Michael Phillips D-1 CAS-----+
          -Bernard McGee B-3 CHA-----+          7th Place
          Dec 5-4
- Place
          - Place Winners -
1st Jeremy Mowles C-1 GLEN          (11)
30- 3          5th Cash Brown A-1 MAT          (12)  71- 48
2nd Anthony Franklin B-1 SJ          (11)
48- 2          6th Will Dooley C-2 PM          (9)  34- 21
37- 17          3rd Brent Judy B-2 STR          (12)
37- 17          7th Michael Phillips D-1 CAS          (12)  37- 7
27- 9          4th Ibraheem Bullock A-2 LAN          (11)
          8th Bernard McGee B-3 CHA          (12)  37- 14

```

Weight: 140

```

-Braden Miller A-1 MAT-----+
(12) 38- 27 Bout: 49 | -Braden Miller A-1 MAT-----+
-Trevor Jefferson C-4 GAL-----+ Dec 10-4
(11) 26- 8 Bout: 137 | -Matt Gosalvez B-2 MP-----+
-Matt Gosalvez B-2 MP-----+ M-Dec 10-2
(12) 27- 11 Bout: 50 | -Matt Gosalvez B-2 MP-----+
-Lucas Kerns D-3 JJK-----+ Fall 3:33
(9) 32- 10 Bout: 293 | -Matt Gosalvez
B-2 MP-----+
-Ben Hale D-2 CAS-----+ M-
Dec 13-2
(12) 28- 6 Bout: 51 | -Cody Via B-3 WIL-----+
+ Dec 11-10
-Cody Via B-3 WIL-----+ Dec 11-10
(11) 38- 6 Bout: 138 | -Cody Via B-3
WIL-----+
-Tyler Childress A-4 FRA-----+ Dec
10-8
(10) 15- 2 Bout: 52 | -Jake Hooker C-1
GLEN-----+
-Jake Hooker C-1 GLEN-----+ M-Dec
11-0
(11) 24- 12
Bout: 392 | -Jake Hunsucker B-1 RAN-----
-David Harrison D-1
RR-----
+
| Champion
(11) 18- 1 Bout: 53 | -David Harrison D-1
RR-----+ Fall 3:31
-James Jewett B-4 MAD-----+ Dec 6-
0 (11) 31- 8 Bout: 139 | -David Harrison D-1
RR-----+
-Kendrick Diggs A-2 LAN-----+ M-Dec 12-
0 (9) 26- 9 Bout: 54 | -Seth Lamb C-3 COV-----+
+ M-Dec 14-
-Seth Lamb C-3 COV-----+
5 (12) 28- 14 Bout: 294 | -Jake Hunsucker
B-1 RAN-----+
-Max Lander C-2 FLO-----+
Fall 3:03
(11) 41- 6 Bout: 55 | -Max Lander C-2 FLO-----+
-Fall 1:19
-Justin Swift A-3 ARC-----+ Bout: 140 | -Jake Hunsucker B-1 RAN-----+
(11) 17- 11 Fall 1:13
-AAndy Meade D-4 COE-----+
(10) 25- 7 Bout: 56 | -Jake Hunsucker B-1 RAN-----+
-Jake Hunsucker B-1 RAN-----+ Fall 1:13
(12) 37- 5 -Cody Via B-
3 WIL-----+

```

Brackets

-Trevor Jefferson C-4

GAL-----+

Bout: 193 | -Trevor Jefferson C-4

GAL-----+

-Lucas Kerns D-3 JJK-----+ M-Dec 16-2

Bout: 349 | -Cody Via B-3 WIL-----+

Bout: 249 | -Max Lander C-2

FLO-----+

Dec 6-3

-Max Lander C-2 FLO-----+ Dec 6-

4 |

Bout: 321 | -Max Lander C-

2 FLO-----+

-Ben Hale D-2 CAS-----+

Fall 4:58

Bout: 194 | -Ben Hale D-2 CAS-----

+ |

-Tyler Childress A-4 FRA-----+ Fall 2:26

| |

Bout: 250 | -Seth Lamb C-3

COV-----+

-Seth Lamb C-3 COV-----+ Dec

12-9

391 | -David Harrison D-1 RR-----

-James Jewett B-4

MAD-----

+

3rd Place

Bout: 195 | -James Jewett B-4

MAD-----

+

Dec 10-3

-Kendrick Diggs A-2 LAN-----+ Dec 9-

6 |

Bout: 251 | -Jake Hooker C-1

GLEN-----+

-Jake Hooker C-1 GLEN-----+ Dec 6-

2 |

Bout: 322 | -Jake Hooker C-

1 GLEN-----+

-Justin Swift A-3 ARC-----+

8-4

Bout: 196 | -Justin Swift A-3 ARC-----

+ |

-Andy Meade D-4 COE-----+ M-Dec 17-7

Bout: 350 | -David Harrison D-1 RR-----+

Bout: 252 | -Braden Miller A-1

MAT-----+

M-Dec 13-4

-Braden Miller A-1 MAT-----+ Dec

11-4

-David Harrison

D-1 RR-----+

-Max Lander C-2 FLO-----+

Bout: 390 | -Jake Hooker C-

1 GLEN-----

Bout:

-Jake Hooker C-1 GLEN-----+

5th Place

-Seth Lamb C-3 COV-----+ Forf
 Bout: 389 | -Seth Lamb C-3 COV-----
 -Braden Miller A-1 MAT-----+ 7th Place
 Dec 5-2
 - Place

Winners -

| | | |
|--------|---------------------------------|-------------------|
| 41- 5 | 1st Jake Hunsucker B-1 RAN (12) | - Place Winners - |
| 30- 12 | 5th Jake Hooker C-1 GLEN (11) | 28- 14 |
| 22- 2 | 2nd Matt Gosalvez B-2 MP (12) | |
| 41- 8 | 6th Max Lander C-2 FLO (11) | 44- 8 |
| | 3rd David Harrison D-1 RR (11) | |
| | 7th Seth Lamb C-3 COV (12) | 31- 16 |
| | 4th Cody Via B-3 WIL (11) | |
| | 8th Braden Miller A-1 MAT (12) | 40- 30 |

Weight: 145

-Thomas Frere A-1 LAN-----+
 (12) 33- 10 Bout: 57 | -Thomas Frere A-1 LAN-----+
 -Josh Cabell C-4 RAD-----+ Fall 5:45
 (12) 22- 17 Bout: 141 | -Thomas Frere A-1 LAN-----+
 -Justin Sager B-2 STR-----+ Fall 1:38
 (10) 31- 17 Bout: 58 | -Justin Sager B-2 STR-----+
 -Levi Lanter D-3 GW-----+ Dec 6-4
 (10) 24- 11 Bout: 295 | -Aaron Blomberg
 C-1 GLEN-----+ M-
 -J. B. Blevins D-2 JB-----+
 Dec 12-0 |
 (12) 42- 9 Bout: 59 | -Danny Oktayuren B-3 MAD-----+
 + |
 -Danny Oktayuren B-3 MAD-----+ Fall 5:20
 | |
 (11) 32- 8 Bout: 142 | -Aaron Blomberg C-1
 GLEN-----+ |
 -Calvin Givens A-4 SX-----+ |
 Fall 5:18 |
 (10) 10- 7 Bout: 60 | -Aaron Blomberg C-1
 GLEN-----+ |
 -Aaron Blomberg C-1 GLEN-----+
 + Fall :42 |
 (12) 34- 2 |
 Bout: 396 | -Aaron Blomberg C-1 GLEN-----+
 -Will Necessary D-1
 HOL-----+
 +
 | Champion

Brackets

```

(11) 41- 3 Bout: 61 |-Will Necessary D-1
HOL-----+
-Josh Cash B-4 RIV-----+ Dec 4-
0 |
(11) 29- 11 Bout: 143 |-Jacob Bouchelle C-3
PM-----+
-Jimmy Arthur A-2 MAT-----+ Dec 8-6
OT |
(11) 93- 42 Bout: 62 |-Jacob Bouchelle C-3 PM-----+
+ |
-Jacob Bouchelle C-3 PM-----+ Dec 7-
6 |
(11) 44- 8 Bout: 296 |-Jacob
Bouchelle C-3 PM-----+
-Ethan Bullock C-2 COV-----+ Dec
2-1 |
(11) 34- 11 Bout: 63 |-Ethan Bullock C-2 COV-----+
-Ryan Rock A-3 NH-----+ Dec 11-5 |
(11) 28- 13 Bout: 144 |-Ethan Bullock C-2 COV-----+
-Matthew Burch D-4 RR-----+ Dec 5-3
(11) 14- 10 Bout: 64 |-Robert Knight B-1 BUFF-----+
-Robert Knight B-1 BUFF-----+ Fall :54
(12) 28- 11 -Thomas Frere A-
1 LAN-----+
-Josh Cabell C-4
RAD-----+
Bout: 197 |-Levi Lanter D-3
GW-----+
-Levi Lanter D-3 GW-----+ Dec 5-3
Bout: 351 |-Thomas Frere A-1 LAN-----+
BUFF-----+ Bout: 253 |-Robert Knight B-1
0 | Dec 7-4 |
-Robert Knight B-1 BUFF-----+ M-Dec 14-
Bout: 323 |-Will Necessary
D-1 HOL-----+
-J. B. Blevins D-2 JB-----+
Fall 4:03
Bout: 198 |-Calvin Givens A-4 SX-----+
+ |
-Calvin Givens A-4 SX-----+ Dflt
|
Bout: 254 |-Will Necessary D-1
HOL-----+
-Fall 1:36 -Will Necessary D-1 HOL-----+
395 |-Thomas Frere A-1 LAN-----+
-Josh Cash B-4
RIV-----+
+
| 3rd Place
Bout: 199 |-Jimmy Arthur A-2
MAT-----+
+

```

Bout:

Brackets

```

Fall 2:23
-Jimmy Arthur A-2 MAT-----+          Fall
4:08      |
          Bout:    255      |-Danny Oktayuren B-3
MAD-----+
          -Danny Oktayuren B-3 MAD-----+          Dec 8-
4          |
          Bout:    324      |-Danny
Oktayuren B-3 MAD-----+
-Ryan Rock A-3 NH-----+
6-1      |
          Bout:    200      |-Ryan Rock A-3 NH-----+
+
-Matthew Burch D-4 RR-----+          Dec 6-4
Bout:    352      |-Ethan Bullock C-2 COV-----+
NH-----+
          Bout:    256      |-Ryan Rock A-3
          M-Dec 15-2
8-7      |
          -Justin Sager B-2 STR-----+          Dec
          -Ethan Bullock
C-2 COV-----+
          -Will Necessary D-1 HOL-----+
          Bout:    394      |-Will Necessary
D-1 HOL-----+
          -Danny Oktayuren B-3 MAD-----+
5th Place
          -Robert Knight B-1 BUFF-----+          M-
Dec 12-0
          Bout:    393      |-Ryan Rock A-3 NH-----+
          -Ryan Rock A-3 NH-----+          7th Place
          Dec 4-2
          - Place
Winners -
          1st Aaron Blomberg C-1 GLEN          (12)
          38- 2          5th Will Necessary D-1 HOL          (11) 45- 5
          47- 9          2nd Jacob Bouchelle C-3 PM          (11)
          37- 11          6th Danny Oktayuren B-3 MAD          (11) 35- 11
          37- 13          3rd Thomas Frere A-1 LAN          (12)
          37- 13          7th Ryan Rock A-3 NH          (11) 31- 15
          4th Ethan Bullock C-2 COV          (11)
          37- 13          8th Robert Knight B-1 BUFF          (12) 30- 14

```

Weight: 152

```

-Chris Shaheen A-1 MAT-----+
(12) 98- 47 Bout:    65 |-Chris Shaheen A-1 MAT-----+
-Josh Cluxton C-4 FLO-----+          T-Fall 15-0
(11) 15- 20          Bout:    145      |-Aaron Darnell B-2 MAD-----+

```

Brackets

```

-Aaron Darnell B-2 MAD-----+ | Dec 8-2 |
(12) 24- 4 Bout: 66 | -Aaron Darnell B-2 MAD-----+ |
-Jeremy Gilliam D-3 JJK-----+ | Dec 8-4 |
(11) 34- 8 Bout: 297 | -Aaron Darnell
B-2 MAD-----+
-Bob Purkey D-2 CAS-----+ | Dec
3-2 |
(12) 32- 5 Bout: 67 | -Doug Bradley B-3 RIV-----+
+ |
-Doug Bradley B-3 RIV-----+ | Fall 5:51 |
(12) 40- 1 Bout: 146 | -Doug Bradley B-3
RIV-----+ |
-Garett Freeman A-4 KW-----+ | Dec
4-3 |
(10) 19- 9 Bout: 68 | -Adam Blomberg C-1
GLEN-----+ |
-Adam Blomberg C-1 GLEN-----+
Fall 1:47 |
(12) 32- 4
Bout: 400 | -Daniel McGillivray B-1 MP-----
-John Campbell D-1
NW-----+
+
| Champion
(12) 32- 4 Bout: 69 | -John Campbell D-1
NW-----+ | Dec 5-0
-Donnie Rice B-4 STR-----+ | Fall
2:45 |
(12) 3- 4 Bout: 147 | -John Campbell D-1
NW-----+ |
-Graham Winstanley A-2 LAN-----+
Dq |
(12) 13- 5 Bout: 70 | -Graham Winstanley A-2 LAN-----
+ |
-Bo Pollard C-3 GC-----+
Forf |
(11) 34- 2 Bout: 298 | -
Daniel McGillivray B-1 MP-----+
-J Clark C-2 RAD-----+ | T-
Fall 18-0 |
(9) 25- 15 Bout: 71 | -Ernest Jewette III A-3 FRA----+
-Ernest Jewette III A-3 FRA----+ | Dflt |
(11) 11- 7 Bout: 148 | -Daniel McGillivray B-1 MP-----+
-Matt Whitley D-4 JB-----+ | Fall 1:11
(10) 21- 13 Bout: 72 | -Daniel McGillivray B-1 MP-----+
-Daniel McGillivray B-1 MP-----+ | Fall 1:51
(10) 37- 3 -Doug Bradley B-
3 RIV-----+
-Josh Cluxton C-4
FLO-----+ |
Bout: 201 | -Jeremy Gilliam D-3
JJK-----+ |
-Jeremy Gilliam D-3 JJK-----+ | Dec 5-0
Bout: 353 | -Doug Bradley B-3 RIV-----+

```

Brackets

```

                Bout: 257      |-Jeremy Gilliam D-3
JJK-----+      |
                |      Fall 2:36      |
                |      -Ernest Jewette III A-3 FRA----+      |      Dec 9-
2      |      |
                |      Bout: 325      |      -Bob Purkey D-
2 CAS-----+      |
- Bob Purkey D-2 CAS-----+      |      Dec
2-1      |
                |      Bout: 202      |      -Bob Purkey D-2 CAS-----+
+      |      |
- Garrett Freeman A-4 KW-----+      |      Fall 4:35
|      |      |
                |      Bout: 258      |      -Bob Purkey D-2
CAS-----+      |
                |      -Graham Winstanley A-2 LAN----
+      |      |
                |      Forf
399      |      -Adam Blomberg C-1 GLEN-----
- Donnie Rice B-4
STR-----
+
|      |      3rd Place
|      |      Bout: 203      |      -Donnie Rice B-4
STR-----
+
Dec 3-1
- Bo Pollard C-3 GC-----+
Forf      |
                |      Bout: 259      |      -Adam Blomberg C-1
GLEN-----+      |
                |      -Adam Blomberg C-1 GLEN-----+      |      Dec 4-
0      |      |
                |      Bout: 326      |      -Adam Blomberg
C-1 GLEN-----+      |
- J Clark C-2 RAD-----+      |      Dec
4-0      |      |
                |      Bout: 204      |      -Matt Whitley D-4 JB-----+
+      |      |
- Matt Whitley D-4 JB-----+      |      Forf
Bout: 354      |      -Adam Blomberg C-1 GLEN-----+
                |      Bout: 260      |      -Chris Shaheen A-1
MAT-----+      |      Dec 3-2
                |      -Chris Shaheen A-1 MAT-----+      |      M-Dec
8-0      |      |
                |      |
D-1 NW-----+      |
                |      |
                |      -Bob Purkey D-2 CAS-----+
                |      |      Bout: 398      |      -John Campbell
D-1 NW-----+      |
                |      |
                |      -John Campbell D-1 NW-----+
5th Place
                |
                |      -Jeremy Gilliam D-3 JJK-----+
Fall 1:49
                |      |
                |      Bout: 397      |      -Chris Shaheen A-1 MAT-----
                |      |      -Chris Shaheen A-1 MAT-----+      |      7th Place

```

| | | | |
|-----------|------------------------------------|------|-------------------|
| Winners - | - Place | | - Place Winners - |
| 41- 3 | 1st Daniel McGillivray B-1 MP (10) | | |
| | 5th John Campbell D-1 NW (12) | 35- | 6 |
| 27- 5 | 2nd Aaron Darnell B-2 MAD (12) | | |
| | 6th Bob Purkey D-2 CAS (12) | 35- | 8 |
| 37- 5 | 3rd Adam Blomberg C-1 GLEN (12) | | |
| | 7th Chris Shaheen A-1 MAT (12) | 101- | 49 |
| 43- 3 | 4th Doug Bradley B-3 RIV (12) | | |
| | 8th Jeremy Gilliam D-3 JJK (11) | 36- | 11 |

Weight: 160

```

-Jonathan Pierce A-1 MAT-----+
(12) 65- 31 Bout: 73 | -Jonathan Pierce A-1 MAT-----+
-Joseph Cash B-4 RIV-----+      Dec 10-3      |
(10) 22- 13 Bout: 149 | -Jonathan Pierce A-1 MAT-----+
-Sam Huffman C-2 GLEN-----+      Fall 3:12      |
(11) 18- 10 Bout: 74 | -Adrian Thacker D-3 SP-----+
-Adrian Thacker D-3 SP-----+      Fall 2:36      |
(10) 23- 5 Bout: 299 | -Jonathan
Pierce A-1 MAT-----+
-Alex Russell D-2 CHIL-----+
Fall 4:31 |
(10) 31- 7 Bout: 75 | -Garrett Slagle C-3 PM-----+
+ |
-Garrett Slagle C-3 PM-----+      Fall 3:20      |
| |
(12) 35- 5 Bout: 150 | -Garrett Slagle C-3
PM-----+
-Chris Bailey A-4 KW-----+
| Fall :55 |
(10) 13- 9 Bout: 76 | -Ramsey Hanna B-1
GM-----+
-Ramsey Hanna B-1 GM-----+      M-Dec
10-1 |
(12) 25- 4
Bout: 404 | -Jonathan Pierce A-1 MAT-----
-Chris Ritter C-1
RAD-----
+
| Champion
(12) 26- 15 Bout: 77 | -Chris Ritter C-1
RAD-----+
-William Wright D-4 RR-----+      Fall
1:50 |
(9) 14- 10 Bout: 151 | -Chris Ritter C-1

```

Dec 12-5

Brackets

```

RAD-----+
-Philip Snyder A-2 ARC-----+
6
(11) 15- 11 Bout: 78 | -Colin Barnes B-3 STR-----+
+
-Colin Barnes B-3 STR-----+ Dec 5-
2
(9) 33- 18 Bout: 300 | -Seth Talbott B-
2 BUFF-----+
-Seth Talbott B-2 BUFF-----+ Dec
8-7
(12) 28- 6 Bout: 79 | -Seth Talbott B-2 BUFF-----+
-Derrick Golden A-3 EX-----+ Fall 4:49
(12) 23- 18 Bout: 152 | -Seth Talbott B-2 BUFF-----+
-BRANDON HARRISON C-4 COV-----+ Dec 9-5
(12) 26- 15 Bout: 80 | -Carlos Brown D-1 NW-----+
-Carlos Brown D-1 NW-----+ Dec 6-4
(12) 38- 5 -Garrett Slagle
C-3 PM-----+
-Joseph Cash B-4
RIV-----+
Bout: 205 | -Sam Huffman C-2
GLEN-----+
-Sam Huffman C-2 GLEN-----+ M-Dec 17-3
Bout: 355 | -Carlos Brown D-1 NW-----+
NW-----+ Bout: 261 | -Carlos Brown D-1
Fall 1:36
Dflt | -Carlos Brown D-1 NW-----+
Bout: 327 | -Carlos Brown D-
1 NW-----+
-Alex Russell D-2 CHIL-----+ Dec
6-3 Bout: 206 | -Chris Bailey A-4 KW-----+
+
-Chris Bailey A-4 KW-----+ Dec 1-0
| Bout: 262 | -Chris Bailey A-4
KW-----+
-3-2 -Colin Barnes B-3 STR-----+ Dec
403 | -Chris Ritter C-1 RAD-----+
-William Wright D-4
RR-----+
+
| 3rd Place
Bout: 207 | -Philip Snyder A-2
ARC-----+
+
Dec 7-4
-Philip Snyder A-2 ARC-----+ Fall
4:01 | Bout: 263 | -Philip Snyder A-2
ARC-----+

```

Bout:

Brackets

```

-Steven Shillig D-2 RR-----+
13-9 |
(12) 34- 5 Bout: 83 | -Steven Shillig D-2 RR-----+
+
-Ben Wimmer C-3 COV-----+ Fall 3:56
|
(12) 28- 9 Bout: 154 | -Ben Martell B-1
MP-----+
-T.J. White A-4 ARC-----+ Dec
7-3 |
(11) 17- 15 Bout: 84 | -Ben Martell B-1
MP-----+
-Ben Martell B-1 MP-----+ M-Dec
12-2 |
(12) 32- 9
Bout: 408 | -Ryan Phillips D-1 CAS-----+
-Blair Mitchell C-1
RAD-----+
+
| Champion
(12) 27- 7 Bout: 85 | -Blair Mitchell C-1
RAD-----+ Dec 13-6
-Dan Dye D-4 LEB-----+
Fall :46 |
(12) 25- 10 Bout: 155 | -Nick Hornbeck A-2
MID-----+
-Nick Hornbeck A-2 MID-----+ M-Dec 16-
6 |
(12) 22- 2 Bout: 86 | -Nick Hornbeck A-2 MID-----+
+
-Aaron Carter B-3 SJ-----+ Fall
1:05 |
(11) 23- 13 Bout: 302 | -Ryan Phillips
D-1 CAS-----+
-Joe Workman B-2 BUFF-----+ M-
Dec 16-6 |
(11) 31- 9 Bout: 87 | -Daniel Bowen A-3 EX-----+
-Daniel Bowen A-3 EX-----+ M-Dec 11-0
(10) 22- 3 Bout: 156 | -Ryan Phillips D-1 CAS-----+
-Michael Whitaker C-4 GLEN-----+ Fall 3:37
(12) 4- 5 Bout: 88 | -Ryan Phillips D-1 CAS-----+
-Ryan Phillips D-1 CAS-----+ Fall 1:33
(10) 37- 0 -Sherman Rogers
A-1 NH-----+
-James Plecker B-4
WIL-----+
Bout: 209 | -Ian Bostwick C-2
GC-----+
-Ian Bostwick C-2 GC-----+ Fall 3:14
Bout: 357 | -Sherman Rogers A-1 NH-----+
Bout: 265 | -Ian Bostwick C-2
GC-----+ M-Dec 18-10
-Daniel Bowen A-3 EX-----+ Fall
1:40 |
Bout: 329 | -Blair Mitchell

```

```

Brackets
C-1 RAD-----+
-Ben Wimmer C-3 COV-----+
|           Fall :33
|           Bout:    210      |-Ben Wimmer C-3 COV-----+
+
-T.J. White A-4 ARC-----+
|           Fall 1:25
|           Bout:    266      |-Blair Mitchell C-1
RAD-----+
|           |-Blair Mitchell C-1 RAD-----+
Fall 4:59
|
407         |-Steven Shillig D-2 RR-----
-Dan Dye D-4
LEB-----
+
|           3rd Place
|           Bout:    211      |-Aaron Carter B-3
SJ-----
+
Dec 16-14
-Aaron Carter B-3 SJ-----+
Fall :51
|
|           Bout:    267      |-Steven Shillig D-2
RR-----+
|           -Steven Shillig D-2 RR-----+
|           |           Fall
|           |           Bout:    330      |-Steven Shillig
2:00         |
D-2 RR-----+
-Joe Workman B-2 BUFF-----+
6-1         |
|           Bout:    212      |-Michael Whitaker C-4 GLEN----
+
-Michael Whitaker C-4 GLEN----+
|           Dec 7-5
|           Bout:    358      |-Steven Shillig D-2 RR-----+
JB-----+
|           Bout:    268      |-Davy Cantor D-3
|           |           Dec 8-3
|           |           Dec
11-7         |
|           |           Dec
|           |           -Nick Hornbeck
A-2 MID-----+
|           |           -Blair Mitchell C-1 RAD-----+
|           |           Bout:    406      |-Nick Hornbeck
A-2 MID-----
|           |           -Nick Hornbeck A-2 MID-----+
5th Place
|           |           -Ian Bostwick C-2 GC-----+
|           |           Dec
7-2         |
|           |           Bout:    405      |-Davy Cantor D-3 JB-----
|           |           -Davy Cantor D-3 JB-----+
|           |           |           7th Place
|           |           |           Fall 4:04
|           |           |           - Place
Winners -
|           |           |           1st Ryan Phillips D-1 CAS
|           |           |           (10)
|           |           |           - Place Winners -

```

Brackets

| | | | |
|--------|----------------------------|------|--------|
| 41- 0 | 5th Nick Hornbeck A-2 MID | (12) | 25- 4 |
| | 2nd Ben Martell B-1 MP | (12) | |
| 35- 10 | 6th Blair Mitchell C-1 RAD | (12) | 30- 10 |
| | 3rd Steven Shillig D-2 RR | (12) | |
| 39- 6 | 7th Davy Cantor D-3 JB | (12) | 40- 15 |
| | 4th Sherman Rogers A-1 NH | (11) | |
| 35- 9 | 8th Ian Bostwick C-2 GC | (12) | 24- 11 |

Weight: 189

```

-Alan Ward A-1 MAT-----+
(11) 68- 17 Bout: 89 | -Alan Ward A-1 MAT-----+
-Alex Traugutt B-4 WIL-----+ M-Dec 12-0 |
(11) 30- 13 Bout: 157 | -Joey Robertson C-2 BC-----+
-Joey Robertson C-2 BC-----+ Dec 8-7 |
(12) 27- 6 Bout: 90 | -Joey Robertson C-2 BC-----+
-Mike Anderson D-3 PH-----+ Fall 3:10 |
(11) 20- 7 Bout: 303 | -Joey Robertson
C-2 BC-----+ |
-Hunter King D-2 RR-----+ | Dec
9-5 |
(11) 30- 7 Bout: 91 | -Emmanuel Alfred C-3 COV-----
+ |
-Emanuel Alfred C-3 COV-----+ Dec 8-7 |
(11) 30- 6 Bout: 158 | -Nicholas Keel B-1
CHA-----+ |
-Lerry Thomas A-4 NH-----+ |
Fall 1:33 |
(11) 15- 17 Bout: 92 | -Nicholas Keel B-1
CHA-----+ |
-Nicholas Keel B-1 CHA-----+ |
Fall 5:04 |
(11) 27- 5
Bout: 412 | -Ben Jamison C-1 GLEN-----
-Ben Jamison C-1
GLEN-----
+
| Champion
(12) 31- 4 Bout: 93 | -Ben Jamison C-1
GLEN-----+ | Fall 5:35
-Cheyenne Vickery D-4 PV-----+ Fall
1:28 |
(10) 0- 0 Bout: 159 | -Ben Jamison C-1
GLEN-----+ |
-Louis Santangeo A-2 LAN-----+ Dec 4-2
OT |
(11) 28- 8 Bout: 94 | -Steve Parks B-3 GM-----

```

Brackets

```

+
-Steve Parks B-3 GM-----+          Dec 3-
1
      (11) 30- 7
1 GLEN-----+
-Arne M. Utne B-2 RAPP-----+          Dec
11-4
      (12) 22- 6 Bout: 95 | -Arne M. Utne B-2 RAPP-----+
-Jared Conour A-3 EX-----+          Fall 3:59
      (10) 23- 11 Bout: 160 | -Matthew Phillips D-1 CAS-----+
-Jacob Smith C-4 PM-----+          Dec 8-3
      (12) 32- 14 Bout: 96 | -Matthew Phillips D-1 CAS-----+
-Matthew Phillips D-1 CAS-----+          Dec 8-6
      (12) 36- 1
B-1 CHA-----+
-Alex Traugutt B-4
WIL-----+
      Bout: 213 | -Mike Anderson D-3
PH-----+
-Mike Anderson D-3 PH-----+          Fall 2:25
Bout: 359 | -Nicholas Keel B-1 CHA-----+
RAPP-----+          Bout: 269 | -Arne M. Utne B-2
          Fall 2:15
Fall :54 |
          Bout: 331 | -Arne M. Utne B-
2 RAPP-----+          Dec
-Hunter King D-2 RR-----+
5-4
      Bout: 214 | -Hunter King D-2 RR-----+
+
-Lerry Thomas A-4 NH-----+          Dec 12-5
|
          Bout: 270 | -Steve Parks B-3
GM-----+          Dec
7-1
411 | -Nicholas Keel B-1 CHA-----+
-Cheyenne Vickery D-4
PV-----+
+
      3rd Place
      Bout: 215 | -Louis Santangeo A-2
LAN-----+
+
Fall 4:58
-Louis Santangeo A-2 LAN-----+          Fall
1:15 |
          Bout: 271 | -Emmanuel Alfred C-3
COV-----+          Fall
1:53 |
          Bout: 332 | -Emmanuel
Alfred C-3 COV-----+

```

-Nicholas Keel

Bout:

Brackets

```

-Jared Conour A-3 EX-----+
Fall 2:40      |
      Bout:    216      | -Jacob Smith C-4 PM-----+
+
-Jacob Smith C-4 PM-----+      Dec 6-2      |
Bout:    360      | -Matthew Phillips D-1 CAS-----+
      Bout:    272      | -Alan Ward A-1
MAT-----+      |      Dec 3-1
      -Alan Ward A-1 MAT-----+
Fall 3:56      |
                                           -Matthew
Phillips D-1 CAS-----+
                                           -Arne M. Utne B-2 RAPP-----+
                                           Bout:    410      | -Emmanuel
Alfred C-3 COV-----
                                           -Emmanuel Alfred C-3 COV-----+
5th Place
Fall 1:53      -Steve Parks B-3 GM-----+
      Bout:    409      | -Alan Ward A-1 MAT-----+
      -Alan Ward A-1 MAT-----+      7th Place
                                           Dec 8-3
- Place
Winners -
1st Ben Jamison C-1 GLEN      (12)
35- 4      5th Emmanuel Alfred C-3 COV      (11) 34- 8
2nd Joey Robertson C-2 BC      (12)
30- 7      6th Arne M. Utne B-2 RAPP      (12) 25- 9
31- 6      3rd Nicholas Keel B-1 CHA      (11)
39- 3      7th Alan Ward A-1 MAT      (11) 71- 19
      4th Matthew Phillips D-1 CAS      (12)
      8th Steve Parks B-3 GM      (11) 32- 10

```

Weight: 215

```

-Kevin White A-1 KW-----+
(11) 23- 1 Bout:    97 | -Kevin White A-1 KW-----+
-Cory Lollis B-4 CHA-----+      Fall 3:45
      (12) 21- 9      Bout:    161      | -Kevin White A-1 KW-----+
-Marcus Burns C-2 JR-----+      |      Dec 10-4
(12) 31- 5 Bout:    98 | -Marcus Burns C-2 JR-----+
-Kyle Testerman D-3 RR-----+      |
      (10) 15- 9      Bout:    305      | -Chris Boyd B-
1 RAN-----+
-Andrew Blevins D-2 SP-----+
Fall 1:43      |
(12) 32- 4 Bout:    99 | -Andrew Blevins D-2 SP-----+
+

```

Brackets

```

-Jeremy Brewer C-3 GAL-----+          Fall 1:51
|
|          (12) 30- 8          Bout: 162          |-Chris Boyd B-1
RAN-----+
-James West A-4 NH-----+
Fall 1:17
(12) 16- 17 Bout: 100 |-Chris Boyd B-1
RAN-----+
-Chris Boyd B-1 RAN-----
+          Fall :43
|          (11) 22- 4
Bout: 416          |-Chris Boyd B-1 RAN-----
-Ryan Jeter C-1
COV-----
+
|          Champion
(12) 21- 3 Bout: 101 |-Ryan Jeter C-1
COV-----+
-James Vaughn D-4 PV-----+          Fall
1:59          |
|          (10) 0- 0          Bout: 163          |-Ryan Jeter C-1
COV-----+
-Jason Arthur A-2 MAT-----+          Fall
1:44          |
(11) 35- 29 Bout: 102 |-Jason Arthur A-2 MAT-----
+
-Montgomery GochenourB3 WIL---+          Fall
1:34          |
|          (11) 29- 6          Bout: 306          |-Carlos Ortiz
B-2 STR-----+
-Carlos Ortiz B-2 STR-----+          Dec
2-1
(11) 44- 5 Bout: 103 |-Carlos Ortiz B-2 STR-----+
-Darrell Hall A-3 ARC-----+          Fall 2:45
|          (12) 9- 3          Bout: 164          |-Carlos Ortiz B-2 STR-----+
-Alex Asimakopolis C-4 GLEN---+          M-Dec 16-8
(9) 14- 15 Bout: 104 |-Josh Rose D-1 JJK-----+
-Josh Rose D-1 JJK-----+          Fall 1:10
|          (12) 41- 4          -Kevin White A-
1 KW-----+
-Cory Lollis B-4
CHA-----+
|          Bout: 217          |-Cory Lollis B-4
CHA-----+
-Kyle Testerman D-3 RR-----+          Fall 2:18
Bout: 361          |-Kevin White A-1 KW-----+
|          Bout: 273          |-Cory Lollis B-4
CHA-----+          Fall 2:47
|          -Josh Rose D-1 JJK-----+          Dec 8-
4          |
|          Bout: 333          |-Cory Lollis B-
4 CHA-----+
-Jeremy Brewer C-3 GAL-----+
Fall 2:04
|          Bout: 218          |-Jeremy Brewer C-3 GAL-----

```

Weight: 285

```

-Kenneth Wilson A-1 LAN-----+
(12) 37- 5 Bout: 105 | -Kenneth Wilson A-1 LAN-----+
-Jonathan Wilson B-4 STR-----+          Fall :36
(10) 30- 15 Bout: 165 | -Aaron Crabtree D-3 JJK-----+
-Josh Penn C-2 FLO-----+          Fall 1:37
(11) 30- 12 Bout: 106 | -Aaron Crabtree D-3 JJK-----+
-Aaron Crabtree D-3 JJK-----+          Fall 3:28
(12) 39- 6 Bout: 307 | -Aaron Crabtree
D-3 JJK-----+
-B. J. Crawford D-2 SP-----+          Dec
17-11 |
(11) 14- 3 Bout: 107 | -B. J. Crawford D-2 SP-----+
+          |
-David Dujardin C-3 BC-----+          Fall :53
(12) 21- 13 Bout: 166 | -Travis Boyd B-1
RAN-----+
-Carl Harris A-4 FRA-----+
|          Fall :08
(10) 8- 10 Bout: 108 | -Travis Boyd B-1
RAN-----+
-Travis Boyd B-1 RAN-----+
+          Fall :29
(12) 21- 7
Bout: 420 | -Scott Whitehead D-1 RR-----+
-Derrick Patterson C-1
COV-----+
+
|          Champion
(12) 35- 4 Bout: 109 | -Derrick Patterson C-1
COV-----+          Dec 4-2
-Andrew Carter D-4 APP-----+          Fall
3:01 |
(12) 15- 12 Bout: 167 | -Derrick Patterson C-1
COV-----+
-Garrett Fosdyck A-2 MAT-----+          Dec 5-
4 |
(9) 24- 10 Bout: 110 | -Austin Wren B-3 MP-----+
+          |
-Austin Wren B-3 MP-----+          Fall
1:06 |
(11) 36- 9 Bout: 308 | -Scott
Whitehead D-1 RR-----+

```

```

Brackets
-Jason Tisinger B-2 SJ-----+
3-2
(12) 33- 7 Bout: 111 | -Jason Tisinger B-2 SJ-----+
-Thomas Ward A-3 NH-----+ Fall 3:58
(10) 21- 12 Bout: 168 | -Scott Whitehead D-1 RR-----+
-Jon Hall C-4 FORT-----+ Dec 9-2
(11) 9- 9 Bout: 112 | -Scott Whitehead D-1 RR-----+
-Scott Whitehead D-1 RR-----+ Fall :37
(12) 35- 2 -Travis Boyd B-
1 RAN-----+
-Jonathan Wilson B-4
STR-----+
Bout: 221 | -Josh Penn C-2
FLO-----+
-Josh Penn C-2 FLO-----+ Fall 3:45
Bout: 363 | -Austin Wren B-3 MP-----+
Bout: 277 | -Josh Penn C-2
FLO-----+ Fall 1:41
-Jason Tisinger B-2 SJ-----+ Dec 8-
6 Bout: 335 | -Austin Wren B-
3 MP-----+
-David Dujardin C-3 BC-----+
Fall 2:35
Bout: 222 | -Carl Harris A-4 FRA-----+
+
-Carl Harris A-4 FRA-----+ Fall 2:02
Bout: 278 | -Austin Wren B-3
MP-----+
-Austin Wren B-3 MP-----+
+ Fall :28
419 | -Derrick Patterson C-1 COV----
-Andrew Carter D-4
APP-----
+
3rd Place
Bout: 223 | -Garrett Fosdyck A-2
MAT-----
+
Fall 3:43
-Garrett Fosdyck A-2 MAT-----+
Fall :58
Bout: 279 | -B. J. Crawford D-2
SP-----+
-B. J. Crawford D-2 SP-----+
Fall :45
Bout: 336 | -Kenneth Wilson
A-1 LAN-----+
-Thomas Ward A-3 NH-----+
Fall 1:16
Bout: 224 | -Thomas Ward A-3 NH-----+
+

```

Bout:

Brackets

```

-Jon Hall C-4 FORT-----+          Fall :54          |          |
Bout:   364          | -Derrick Patterson C-1 COV-----+
                                  Bout:   280          | -Kenneth Wilson A-1
LAN-----+          |          Dec 7-4
                                  -Kenneth Wilson A-1 LAN-----+
Fall 2:38          |
Derrick Patterson C-1 COV-----+
                                  -Travis Boyd B-1 RAN-----+
                                  Bout:   418          | -Kenneth Wilson
A-1 LAN-----+
                                  -Kenneth Wilson A-1 LAN-----+
5th Place
+          -Josh Penn C-2 FLO-----+
          Fall :09
          Bout:   417          | -Josh Penn C-2 FLO-----+
-B. J. Crawford D-2 SP-----+          7th Place
          Fall 2:24
- Place
Winners -          - Place Winners -
1st Scott Whitehead D-1 RR          (12)
39- 2          5th Kenneth Wilson A-1 LAN          (12) 41- 7
2nd Aaron Crabtree D-3 JJK          (12)
42- 7          6th Travis Boyd B-1 RAN          (12) 23- 10
3rd Derrick Patterson C-1 COV          (12)
39- 5          7th Josh Penn C-2 FLO          (11) 33- 14
40- 11          4th Austin Wren B-3 MP          (11)
          8th B. J. Crawford D-2 SP          (11) 16- 6

```

Preferred Educational Software

9585 Woodgate Lane
 Byron IL 61010
 Phone: (888) 959-2016
 e-mail: cotterk@pes-sports.com

(c) 2001 - All rights reserved

2007 Virginia A State Tournament

Salem Civic Center

March 2-3 2007

Championship

103 Conner C. Miller B-1, Rappahannock County Dec Maximo Gonzalez B-2, Manassas Park, 7-2
 112 Jonathan Brill B-1, Strasburg Dec William Saunders C-2, Radford, 2-1
 119 Tanner Sutphin C-1, Radford Dec Brandon Norris D-1, Rural Retreat, 5-1
 125 Steven Hall B-1, Manassas Park Dec Tyler Beckner C-3, Floyd County, 8-3
 130 Adam Sandoe C-1, Radford Dec Emory Barlow D-1, Holston, 7-6
 135 Jeremy Mowles C-1, Glenvar Dec Anthony Franklin B-1, Stonewall Jackson, 6-0
 140 Jake Hunsucker B-1, Randolph-Henry Fall Matt Gosalvez B-2, Manassas Park, 3:31
 145 Aaron Blomberg C-1, Glenvar Dec Jacob Bouchelle C-3, Parry McCluer, 9-6
 152 Daniel McGillivray B-1, Manassas Park Dec Aaron Darnell B-2, Madison County, 5-0
 160 Jonathan Pierce A-1, Mathews Dec Seth Talbott B-2, Buffalo Gap, 12-5
 171 Ryan Phillips D-1, Castlewood Dec Ben Martell B-1, Manassas Park, 13-6
 189 Ben Jamison C-1, Glenvar Fall Joey Robertson C-2, Bath County, 5:35
 215 Chris Boyd B-1, Randolph-Henry Fall Carlos Ortiz B-2, Strasburg, 5:42
 285 Scott Whitehead D-1, Rural Retreat Dec Aaron Crabtree D-3, JJ Kelly, 4-2

Consolation

103 Chad Sizemore C-1, Covington Fall Andrew Cundiff C-3, Glenvar, 2:56
 112 John Ayers C-1, Glenvar Dec Ryan Lowery D-1, Northwood, 6-3
 119 Sean Hall B-1, Strasburg Dec Tyler Atwell B-3, Madison County, 7-2
 125 Ben Cundiff C-1, Glenvar Dec Seth Tomlin C-2, Parry McCluer, 4-3
 130 Michael Prince B-1, Strasburg Dec Kevin Woods C-2, Glenvar, 1-0
 135 Brent Judy B-2, Strasburg Dec Ibraheem Bullock A-2, Lancaster, 4-3
 140 David Harrison D-1, Rural Retreat Dec Cody Via B-3, Wilson Memorial, 10-3
 145 Thomas Frere A-1, Lancaster Fall Ethan Bullock C-2, Covington, 2:23
 152 Adam Blomberg C-1, Glenvar Dec Doug Bradley B-3, Riverheads, 3-1
 160 Chris Ritter C-1, Radford Dec Carlos Brown D-1, Northwood, 7-4
 171 Steven Shillig D-2, Rural Retreat Dec Sherman Rogers A-1, Northampton, 16-14
 189 Nicholas Keel B-1, Chatham Fall Matthew Phillips D-1, Castlewood, 4:58
 215 Ryan Jeter C-1, Covington Dec Kevin White A-1, King William, 5-2
 285 Derrick Patterson C-1, Covington Fall Austin Wren B-3, Manassas Park, 3:43

5th Place

103 Tarrell Coles B-3, Randolph-Henry Fall Justin Scarce B-4, Chatham, 1:54
 112 Davey Torrance B-3, Rappahannock County Dec Tristan Rion B-4, Buffalo Gap, 8-7
 119 Ryan Pyles B-4, Buffalo Gap Dec John Wiley C-2, Glenvar, 3-2
 125 Robert Meador B-4, Madison County Dec Michael Reynolds B-2, Buffalo Gap, 9-5
 130 Aaron Benthall A-3, Mathews Dec Sam Frere A-1, Lancaster, 8-2
 135 Cash Brown A-1, Mathews Dec Will Dooley C-2, Parry McCluer, 8-4
 140 Jake Hooker C-1, Glenvar Frft Max Lander C-2, Floyd County
 145 Will Necessary D-1, Holston M-Dec Danny Oktayuren B-3, Madison County, 12-0
 152 John Campbell D-1, Northwood Fall Bob Purkey D-2, Castlewood, 1:49
 160 Philip Snyder A-2, Arcadia Dec Garrett Slagle C-3, Parry McCluer, 8-7
 171 Nick Hornbeck A-2, Middlesex Dec Blair Mitchell C-1, Radford, 7-2

189 Emmanuel Alfred C-3, Covington Fall Arne M. Utne B-2, Rappahannock County, 1:53
215 Marcus Burns C-2, James River Fall Cory Lollis B-4, Chatham, 2:11
285 Kenneth Wilson A-1, Lancaster Fall Travis Boyd B-1, Randolph-Henry, :09

7th Place

103 Kyle Binder A-2, Arcadia Dec James Jewell A-1, King William, 7-2
112 Jarrett Brumett B-2, Madison County T-Fall Cameron Wines A-1, Middlesex, 17-2
119 Zack Robinson D-2, John Battle M-Dec Keith Whatley A-1, Arcadia, 17-8
125 Jeremiah James B-3, Amelia County Fall Parke Atkinson A-1, Northampton, 2:53
130 Josh Sexton D-2, Chilhowie Frft Conrad Maszack A-4, Middlesex
135 Michael Phillips D-1, Castlewood Dec Bernard McGee B-3, Chatham, 5-4
140 Seth Lamb C-3, Covington Dec Braden Miller A-1, Mathews, 5-2
145 Ryan Rock A-3, Northampton Dec Robert Knight B-1, Buffalo Gap, 4-2
152 Chris Shaheen A-1, Mathews Dec Jeremy Gilliam D-3, JJ Kelly, 6-2
160 Chris Bailey A-4, King William Fall Adrian Thacker D-3, St Paul, 1:56
171 Davy Cantor D-3, John Battle Fall Ian Bostwick C-2, Grayson County, 4:04
189 Alan Ward A-1, Mathews Dec Steve Parks B-3, George Mason, 8-3
215 Andrew Blevins D-2, St Paul Fall Jason Arthur A-2, Mathews, 2:21
285 Josh Penn C-2, Floyd County Fall B. J. Crawford D-2, St Paul, 2:24

Salem Civic Center

2007 Virginia A State Tournament

Team Scores

March 2-3 2007

| | | |
|-----------|---------------------|--------|
| 1. | Glenvar | 189.00 |
| 2. | Manassas Park | 136.00 |
| 3. | Strasburg | 106.50 |
| 4. | Covington | 99.50 |
| 5. | Radford | 98.50 |
| 6. | Randolph-Henry | 86.00 |
| 7. | Mathews | 84.50 |
| 8. | Rural Retreat | 83.00 |
| 9. | Lancaster | 70.50 |
| 10. | Castlewood | 68.00 |
| 11. | Madison County | 58.50 |
| 12. | Parry McCluer | 52.00 |
| 13. | Buffalo Gap | 50.00 |
| 13. (tie) | Rappahannock County | 50.00 |
| 15. | Northwood | 49.00 |
| 16. | Chatham | 45.50 |
| 17. | Floyd County | 37.00 |
| 18. | Holston | 36.00 |
| 19. | Arcadia | 33.50 |
| 20. | Northampton | 31.00 |
| 21. | JJ Kelly | 29.00 |
| 21. (tie) | St Paul | 29.00 |
| 21. (tie) | Stonewall Jackson | 29.00 |
| 24. | King William | 28.00 |
| 25. | Middlesex | 25.00 |
| 26. | Bath County | 23.00 |
| 27. | John Battle | 21.00 |
| 28. | Riverheads | 19.00 |
| 29. | James River | 13.00 |
| 29. (tie) | Wilson Memorial | 13.00 |
| 31. | Grayson County | 11.00 |
| 31. (tie) | Chilhowie | 11.00 |
| 31. (tie) | Franklin | 11.00 |
| 34. | Amelia County | 10.00 |
| 35. | Galax | 8.50 |
| 36. | George Mason | 7.00 |
| 37. | Washington & Lee | 5.00 |

| | | |
|-----------|----------------|------|
| 38. | Patrick Henry | 3.00 |
| 38. (tie) | Essex | 3.00 |
| 38. (tie) | Sussex Central | 3.00 |
| 41. | Northumberland | 2.00 |
| 42. | Lebanon | 1.00 |
| 42. (tie) | George Wythe | 1.00 |
| 44. | Fort Chiswell | 0.00 |
| 44. (tie) | Powell Valley | 0.00 |
| 44. (tie) | Coeburn | 0.00 |
| 44. (tie) | Appalachian | 0.00 |
| 44. (tie) | Clarke County | 0.00 |
| 44. (tie) | Chincoteague | 0.00 |

Tourney Contact

00000
e-mail:

Publisher
Preferred Educational Software

9585 Woodgate Lane
Byron IL 61010
Phone: (888) 959-2016
e-mail: cotterk@pes-sports.com

© 2001 - All rights reserved

2007 Virginia A State Tournament

Salem Civic Center

March 2-3 2007

Championship

- 103 Conner C. Miller B-1, Rappahannock County Dec Maximo Gonzalez B-2, Manassas Park, 7-2
- 112 Jonathan Brill B-1, Strasburg Dec William Saunders C-2, Radford, 2-1
- 119 Tanner Sutphin C-1, Radford Dec Brandon Norris D-1, Rural Retreat, 5-1
- 125 Steven Hall B-1, Manassas Park Dec Tyler Beckner C-3, Floyd County, 8-3
- 130 Adam Sandoe C-1, Radford Dec Emory Barlow D-1, Holston, 7-6
- 135 Jeremy Mowles C-1, Glenvar Dec Anthony Franklin B-1, Stonewall Jackson, 6-0
- 140 Jake Hunsucker B-1, Randolph-Henry Fall Matt Gosalvez B-2, Manassas Park, 3:31
- 145 Aaron Blomberg C-1, Glenvar Dec Jacob Bouchelle C-3, Parry McCluer, 9-6
- 152 Daniel McGillivray B-1, Manassas Park Dec Aaron Darnell B-2, Madison County, 5-0
- 160 Jonathan Pierce A-1, Mathews Dec Seth Talbott B-2, Buffalo Gap, 12-5
- 171 Ryan Phillips D-1, Castlewood Dec Ben Martell B-1, Manassas Park, 13-6
- 189 Ben Jamison C-1, Glenvar Fall Joey Robertson C-2, Bath County, 5:35
- 215 Chris Boyd B-1, Randolph-Henry Fall Carlos Ortiz B-2, Strasburg, 5:42
- 285 Scott Whitehead D-1, Rural Retreat Dec Aaron Crabtree D-3, JJ Kelly, 4-2

Consolation

- 103 Chad Sizemore C-1, Covington Fall Andrew Cundiff C-3, Glenvar, 2;56
- 112 John Ayers C-1, Glenvar Dec Ryan Lowery D-1, Northwood, 6-3
- 119 Sean Hall B-1, Strasburg Dec Tyler Atwell B-3, Madison County, 7-2
- 125 Ben Cundiff C-1, Glenvar Dec Seth Tomlin C-2, Parry McCluer, 4-3
- 130 Michael Prince B-1, Strasburg Dec Kevin Woods C-2, Glenvar, 1-0
- 135 Brent Judy B-2, Strasburg Dec Ibraheem Bullock A-2, Lancaster, 4-3
- 140 David Harrison D-1, Rural Retreat Dec Cody Via B-3, Wilson Memorial, 10-3
- 145 Thomas Frere A-1, Lancaster Fall Ethan Bullock C-2, Covington, 2:23
- 152 Adam Blomberg C-1, Glenvar Dec Doug Bradley B-3, Riverheads, 3-1
- 160 Chris Ritter C-1, Radford Dec Carlos Brown D-1, Northwood, 7-4
- 171 Steven Shillig D-2, Rural Retreat Dec Sherman Rogers A-1, Northampton, 16-14
- 189 Nicholas Keel B-1, Chatham Fall Matthew Phillips D-1, Castlewood, 4:58
- 215 Ryan Jeter C-1, Covington Dec Kevin White A-1, King William, 5-2
- 285 Derrick Patterson C-1, Covington Fall Austin Wren B-3, Manassas Park, 3:43

5th Place

- 103 Tarrell Coles B-3, Randolph-Henry Fall Justin Scarce B-4, Chatham, 1:54
- 112 Davey Torrance B-3, Rappahannock County Dec Tristan Rion B-4, Buffalo Gap, 8-7
- 119 Ryan Pyles B-4, Buffalo Gap Dec John Wiley C-2, Glenvar, 3-2
- 125 Robert Meador B-4, Madison County Dec Michael Reynolds B-2, Buffalo Gap, 9-5

- 130 Aaron Benthall A-3, Mathews Dec Sam Frere A-1, Lancaster, 8-2
- 135 Cash Brown A-1, Mathews Dec Will Dooley C-2, Parry McCluer, 8-4
- 140 Jake Hooker C-1, Glenvar Frft Max Lander C-2, Floyd County
- 145 Will Necessary D-1, Holston M-Dec Danny Oktayuren B-3, Madison County, 12-0
- 152 John Campbell D-1, Northwood Fall Bob Purkey D-2, Castlewood, 1:49
- 160 Philip Snyder A-2, Arcadia Dec Garrett Slagle C-3, Parry McCluer, 8-7
- 171 Nick Hornbeck A-2, Middlesex Dec Blair Mitchell C-1, Radford, 7-2
- 189 Emmanuel Alfred C-3, Covington Fall Arne M. Utne B-2, Rappahannock County, 1:53
- 215 Marcus Burns C-2, James River Fall Cory Lollis B-4, Chatham, 2:11
- 285 Kenneth Wilson A-1, Lancaster Fall Travis Boyd B-1, Randolph-Henry, :09

7th Place

- 103 Kyle Binder A-2, Arcadia Dec James Jewell A-1, King William, 7-2
- 112 Jarrett Brumett B-2, Madison County T-Fall Cameron Wines A-1, Middlesex, 17-2
- 119 Zack Robinson D-2, John Battle M-Dec Keith Whatley A-1, Arcadia, 17-8
- 125 Jeremiah James B-3, Amelia County Fall Parke Atkinson A-1, Northampton, 2:53
- 130 Josh Sexton D-2, Chilhowie Frft Conrad Maszack A-4, Middlesex
- 135 Michael Phillips D-1, Castlewood Dec Bernard McGee B-3, Chatham, 5-4
- 140 Seth Lamb C-3, Covington Dec Braden Miller A-1, Mathews, 5-2
- 145 Ryan Rock A-3, Northampton Dec Robert Knight B-1, Buffalo Gap, 4-2
- 152 Chris Shaheen A-1, Mathews Dec Jeremy Gilliam D-3, JJ Kelly, 6-2
- 160 Chris Bailey A-4, King William Fall Adrian Thacker D-3, St Paul, 1:56
- 171 Davy Cantor D-3, John Battle Fall Ian Bostwick C-2, Grayson County, 4:04
- 189 Alan Ward A-1, Mathews Dec Steve Parks B-3, George Mason, 8-3
- 215 Andrew Blevins D-2, St Paul Fall Jason Arthur A-2, Mathews, 2:21
- 285 Josh Penn C-2, Floyd County Fall B. J. Crawford D-2, St Paul, 2:24

2007 Virginia A State Tournament

Salem Civic Center

March 2-3 2007

Weight: 103

1st: Conner C. Miller B-1, Rappahannock County 9 35- 3
2nd: Maximo Gonzalez B-2, Manassas Park 9 29- 11
3rd: Chad Sizemore C-1, Covington 10 37- 2
4th: Andrew Cundiff C-3, Glenvar 9 33- 10
5th: Tarrell Coles B-3, Randolph-Henry 12 30- 9
6th: Justin Scarce B-4, Chatham 10 39- 8
7th: Kyle Binder A-2, Arcadia 9 26- 11
8th: James Jewell A-1, King William 9 23- 8

Weight: 112

1st: Jonathan Brill B-1, Strasburg 11 42- 8
2nd: William Saunders C-2, Radford 10 31- 11
3rd: John Ayers C-1, Glenvar 12 24- 7
4th: Ryan Lowery D-1, Northwood 10 39- 7
5th: Davey Torrance B-3, Rappahannock County 9 26- 16
6th: Tristan Rion B-4, Buffalo Gap 10 33- 15
7th: Jarrett Brumett B-2, Madison County 10 33- 10
8th: Cameron Wines A-1, Middlesex 9 21- 8

Weight: 119

1st: Tanner Sutphin C-1, Radford 11 36- 3
2nd: Brandon Norris D-1, Rural Retreat 12 36- 4
3rd: Sean Hall B-1, Strasburg 10 49- 5
4th: Tyler Atwell B-3, Madison County 10 38- 7
5th: Ryan Pyles B-4, Buffalo Gap 10 34- 10
6th: John Wiley C-2, Glenvar 10 24- 13
7th: Zack Robinson D-2, John Battle 11 26- 17
8th: Keith Whatley A-1, Arcadia 10 25- 6

Weight: 125

1st: Steven Hall B-1, Manassas Park 12 35- 13
2nd: Tyler Beckner C-3, Floyd County 11 39- 10
3rd: Ben Cundiff C-1, Glenvar 11 33- 6
4th: Seth Tomlin C-2, Parry McCluer 11 30- 4
5th: Robert Meador B-4, Madison County 11 34- 11
6th: Michael Reynolds B-2, Buffalo Gap 11 36- 12
7th: Jeremiah James B-3, Amelia County 11 26- 14

8th: Parke Atkinson A-1, Northampton 12 28- 6

Weight: 130

1st: Adam Sandoe C-1, Radford 11 27- 4
 2nd: Emory Barlow D-1, Holston 12 29- 3
 3rd: Michael Prince B-1, Strasburg 11 40- 12
 4th: Kevin Woods C-2, Glenvar 11 30- 9
 5th: Aaron Benthall A-3, Mathews 12 75- 56
 6th: Sam Frere A-1, Lancaster 10 41- 13
 7th: Josh Sexton D-2, Chilhowie 12 33- 9
 8th: Conrad Maszack A-4, Middlesex 11 21- 7

Weight: 135

1st: Jeremy Mowles C-1, Glenvar 11 30- 3
 2nd: Anthony Franklin B-1, Stonewall Jackson 11 48- 2
 3rd: Brent Judy B-2, Strasburg 12 37- 17
 4th: Ibraheem Bullock A-2, Lancaster 11 27- 9
 5th: Cash Brown A-1, Mathews 12 71- 48
 6th: Will Dooley C-2, Parry McCluer 9 34- 21
 7th: Michael Phillips D-1, Castlewood 12 37- 7
 8th: Bernard McGee B-3, Chatham 12 37- 14

Weight: 140

1st: Jake Hunsucker B-1, Randolph-Henry 12 41- 5
 2nd: Matt Gosalvez B-2, Manassas Park 12 30- 12
 3rd: David Harrison D-1, Rural Retreat 11 22- 2
 4th: Cody Via B-3, Wilson Memorial 11 41- 8
 5th: Jake Hooker C-1, Glenvar 11 28- 14
 6th: Max Lander C-2, Floyd County 11 44- 8
 7th: Seth Lamb C-3, Covington 12 31- 16
 8th: Braden Miller A-1, Mathews 12 40- 30

Weight: 145

1st: Aaron Blomberg C-1, Glenvar 12 38- 2
 2nd: Jacob Bouchelle C-3, Parry McCluer 11 47- 9
 3rd: Thomas Frere A-1, Lancaster 12 37- 11
 4th: Ethan Bullock C-2, Covington 11 37- 13
 5th: Will Necessary D-1, Holston 11 45- 5
 6th: Danny Oktayuren B-3, Madison County 11 35- 11
 7th: Ryan Rock A-3, Northampton 11 31- 15
 8th: Robert Knight B-1, Buffalo Gap 12 30- 14

Weight: 152

1st: Daniel McGillivray B-1, Manassas Park 10 41- 3
 2nd: Aaron Darnell B-2, Madison County 12 27- 5
 3rd: Adam Blomberg C-1, Glenvar 12 37- 5
 4th: Doug Bradley B-3, Riverheads 12 43- 3
 5th: John Campbell D-1, Northwood 12 35- 6
 6th: Bob Purkey D-2, Castlewood 12 35- 8
 7th: Chris Shaheen A-1, Mathews 12 101- 49
 8th: Jeremy Gilliam D-3, JJ Kelly 11 36- 11

Weight: 160

1st: Jonathan Pierce A-1, Mathews 12 69- 31
 2nd: Seth Talbott B-2, Buffalo Gap 12 31- 7
 3rd: Chris Ritter C-1, Radford 12 30- 16
 4th: Carlos Brown D-1, Northwood 12 42- 7
 5th: Philip Snyder A-2, Arcadia 11 19- 13
 6th: Garrett Slagle C-3, Parry McCluer 12 37- 8
 7th: Chris Bailey A-4, King William 10 16- 11
 8th: Adrian Thacker D-3, St Paul 10 25- 8

Weight: 171

1st: Ryan Phillips D-1, Castlewood 10 41- 0
 2nd: Ben Martell B-1, Manassas Park 12 35- 10
 3rd: Steven Shillig D-2, Rural Retreat 12 39- 6
 4th: Sherman Rogers A-1, Northampton 11 35- 9
 5th: Nick Hornbeck A-2, Middlesex 12 25- 4
 6th: Blair Mitchell C-1, Radford 12 30- 10
 7th: Davy Cantor D-3, John Battle 12 40- 15
 8th: Ian Bostwick C-2, Grayson County 12 24- 11

Weight: 189

1st: Ben Jamison C-1, Glenvar 12 35- 4
 2nd: Joey Robertson C-2, Bath County 12 30- 7
 3rd: Nicholas Keel B-1, Chatham 11 31- 6
 4th: Matthew Phillips D-1, Castlewood 12 39- 3
 5th: Emmanuel Alfred C-3, Covington 11 34- 8
 6th: Arne M. Utne B-2, Rappahannock County 12 25- 9
 7th: Alan Ward A-1, Mathews 11 71- 19
 8th: Steve Parks B-3, George Mason 11 32- 10

Weight: 215

1st: Chris Boyd B-1, Randolph-Henry 11 26- 4
 2nd: Carlos Ortiz B-2, Strasburg 11 47- 6
 3rd: Ryan Jeter C-1, Covington 12 25- 4

4th: Kevin White A-1, King William 11 26- 3
5th: Marcus Burns C-2, James River 12 35- 7
6th: Cory Lollis B-4, Chatham 12 24- 12
7th: Andrew Blevins D-2, St Paul 12 35- 6
8th: Jason Arthur A-2, Mathews 11 37- 32

Weight: 285

1st: Scott Whitehead D-1, Rural Retreat 12 39- 2
2nd: Aaron Crabtree D-3, JJ Kelly 12 42- 7
3rd: Derrick Patterson C-1, Covington 12 39- 5
4th: Austin Wren B-3, Manassas Park 11 40- 11
5th: Kenneth Wilson A-1, Lancaster 12 41- 7
6th: Travis Boyd B-1, Randolph-Henry 12 23- 10
7th: Josh Penn C-2, Floyd County 11 33- 14
8th: B. J. Crawford D-2, St Paul 11 16- 6

2007 Virginia A State Tournament

Salem Civic Center

March 2-3 2007

Weight: 103

1st: Conner C. Miller B-1, Rappahannock County 9 35- 3

2nd: Maximo Gonzalez B-2, Manassas Park 9 29- 11

3rd: Chad Sizemore C-1, Covington 10 37- 2

4th: Andrew Cundiff C-3, Glenvar 9 33- 10

5th: Tarrell Coles B-3, Randolph-Henry 12 30- 9

6th: Justin Scarce B-4, Chatham 10 39- 8

7th: Kyle Binder A-2, Arcadia 9 26- 11

8th: James Jewell A-1, King William 9 23- 8

Weight: 112

1st: Jonathan Brill B-1, Strasburg 11 42- 8

2nd: William Saunders C-2, Radford 10 31- 11

3rd: John Ayers C-1, Glenvar 12 24- 7

4th: Ryan Lowery D-1, Northwood 10 39- 7

5th: Davey Torrance B-3, Rappahannock County 9 26- 16

6th: Tristan Rion B-4, Buffalo Gap 10 33- 15

7th: Jarrett Brumett B-2, Madison County 10 33- 10

8th: Cameron Wines A-1, Middlesex 9 21- 8

Weight: 119

1st: Tanner Sutphin C-1, Radford 11 36- 3

2nd: Brandon Norris D-1, Rural Retreat 12 36- 4

3rd: Sean Hall B-1, Strasburg 10 49- 5

4th: Tyler Atwell B-3, Madison County 10 38- 7

5th: Ryan Pyles B-4, Buffalo Gap 10 34- 10

6th: John Wiley C-2, Glenvar 10 24- 13

7th: Zack Robinson D-2, John Battle 11 26- 17

8th: Keith Whatley A-1, Arcadia 10 25- 6

Weight: 125

1st: Steven Hall B-1, Manassas Park 12 35- 13

2nd: Tyler Beckner C-3, Floyd County 11 39- 10

3rd: Ben Cundiff C-1, Glenvar 11 33- 6

4th: Seth Tomlin C-2, Parry McCluer 11 30- 4

5th: Robert Meador B-4, Madison County 11 34- 11

6th: Michael Reynolds B-2, Buffalo Gap 11 36- 12

7th: Jeremiah James B-3, Amelia County 11 26- 14

8th: Parke Atkinson A-1, Northampton 12 28- 6

Weight: 130

1st: Adam Sandoe C-1, Radford 11 27- 4

2nd: Emory Barlow D-1, Holston 12 29- 3

3rd: Michael Prince B-1, Strasburg 11 40- 12

4th: Kevin Woods C-2, Glenvar 11 30- 9

5th: Aaron Benthall A-3, Mathews 12 75- 56

6th: Sam Frere A-1, Lancaster 10 41- 13

7th: Josh Sexton D-2, Chilhowie 12 33- 9

8th: Conrad Maszack A-4, Middlesex 11 21- 7

Weight: 135

1st: Jeremy Mowles C-1, Glenvar 11 30- 3

2nd: Anthony Franklin B-1, Stonewall Jackson 11 48- 2

3rd: Brent Judy B-2, Strasburg 12 37- 17

4th: Ibraheem Bullock A-2, Lancaster 11 27- 9

5th: Cash Brown A-1, Mathews 12 71- 48

6th: Will Dooley C-2, Parry McCluer 9 34- 21

7th: Michael Phillips D-1, Castlewood 12 37- 7

8th: Bernard McGee B-3, Chatham 12 37- 14

Weight: 140

1st: Jake Hunsucker B-1, Randolph-Henry 12 41- 5

2nd: Matt Gosalvez B-2, Manassas Park 12 30- 12

3rd: David Harrison D-1, Rural Retreat 11 22- 2

4th: Cody Via B-3, Wilson Memorial 11 41- 8

5th: Jake Hooker C-1, Glenvar 11 28- 14

6th: Max Lander C-2, Floyd County 11 44- 8

7th: Seth Lamb C-3, Covington 12 31- 16

8th: Braden Miller A-1, Mathews 12 40- 30

Weight: 145

1st: Aaron Blomberg C-1, Glenvar 12 38- 2

2nd: Jacob Bouchelle C-3, Parry McCluer 11 47- 9

3rd: Thomas Frere A-1, Lancaster 12 37- 11

4th: Ethan Bullock C-2, Covington 11 37- 13

5th: Will Necessary D-1, Holston 11 45- 5

6th: Danny Oktayuren B-3, Madison County 11 35- 11

7th: Ryan Rock A-3, Northampton 11 31- 15

8th: Robert Knight B-1, Buffalo Gap 12 30- 14

Weight: 152

- 1st: Daniel McGillivray B-1, Manassas Park 10 41- 3
- 2nd: Aaron Darnell B-2, Madison County 12 27- 5
- 3rd: Adam Blomberg C-1, Glenvar 12 37- 5
- 4th: Doug Bradley B-3, Riverheads 12 43- 3
- 5th: John Campbell D-1, Northwood 12 35- 6
- 6th: Bob Purkey D-2, Castlewood 12 35- 8
- 7th: Chris Shaheen A-1, Mathews 12 101- 49
- 8th: Jeremy Gilliam D-3, JJ Kelly 11 36- 11

Weight: 160

- 1st: Jonathan Pierce A-1, Mathews 12 69- 31
- 2nd: Seth Talbott B-2, Buffalo Gap 12 31- 7
- 3rd: Chris Ritter C-1, Radford 12 30- 16
- 4th: Carlos Brown D-1, Northwood 12 42- 7
- 5th: Philip Snyder A-2, Arcadia 11 19- 13
- 6th: Garrett Slagle C-3, Parry McCluer 12 37- 8
- 7th: Chris Bailey A-4, King William 10 16- 11
- 8th: Adrian Thacker D-3, St Paul 10 25- 8

Weight: 171

- 1st: Ryan Phillips D-1, Castlewood 10 41- 0
- 2nd: Ben Martell B-1, Manassas Park 12 35- 10
- 3rd: Steven Shillig D-2, Rural Retreat 12 39- 6
- 4th: Sherman Rogers A-1, Northampton 11 35- 9
- 5th: Nick Hornbeck A-2, Middlesex 12 25- 4
- 6th: Blair Mitchell C-1, Radford 12 30- 10
- 7th: Davy Cantor D-3, John Battle 12 40- 15
- 8th: Ian Bostwick C-2, Grayson County 12 24- 11

Weight: 189

- 1st: Ben Jamison C-1, Glenvar 12 35- 4
- 2nd: Joey Robertson C-2, Bath County 12 30- 7
- 3rd: Nicholas Keel B-1, Chatham 11 31- 6
- 4th: Matthew Phillips D-1, Castlewood 12 39- 3
- 5th: Emmanuel Alfred C-3, Covington 11 34- 8
- 6th: Arne M. Utne B-2, Rappahannock County 12 25- 9
- 7th: Alan Ward A-1, Mathews 11 71- 19
- 8th: Steve Parks B-3, George Mason 11 32- 10

Weight: 215

- 1st: Chris Boyd B-1, Randolph-Henry 11 26- 4
- 2nd: Carlos Ortiz B-2, Strasburg 11 47- 6
- 3rd: Ryan Jeter C-1, Covington 12 25- 4

4th: Kevin White A-1, King William 11 26- 3
5th: Marcus Burns C-2, James River 12 35- 7
6th: Cory Lollis B-4, Chatham 12 24- 12
7th: Andrew Blevins D-2, St Paul 12 35- 6
8th: Jason Arthur A-2, Mathews 11 37- 32

Weight: 285

1st: Scott Whitehead D-1, Rural Retreat 12 39- 2
2nd: Aaron Crabtree D-3, JJ Kelly 12 42- 7
3rd: Derrick Patterson C-1, Covington 12 39- 5
4th: Austin Wren B-3, Manassas Park 11 40- 11
5th: Kenneth Wilson A-1, Lancaster 12 41- 7
6th: Travis Boyd B-1, Randolph-Henry 12 23- 10
7th: Josh Penn C-2, Floyd County 11 33- 14
8th: B. J. Crawford D-2, St Paul 11 16- 6

2007 Virginia A State Tournament
Salem Civic Center
March 2-3 2007

Weight: 103

- 1st: Conner C. Miller B-1, Rappahannock County 9 35- 3
- 2nd: Maximo Gonzalez B-2, Manassas Park 9 29- 11
- 3rd: Chad Sizemore C-1, Covington 10 37- 2
- 4th: Andrew Cundiff C-3, Glenvar 9 33- 10
- 5th: Tarrell Coles B-3, Randolph-Henry 12 30- 9
- 6th: Justin Scarce B-4, Chatham 10 39- 8
- 7th: Kyle Binder A-2, Arcadia 9 26- 11
- 8th: James Jewell A-1, King William 9 23- 8

Weight: 112

- 1st: Jonathan Brill B-1, Strasburg 11 42- 8
- 2nd: William Saunders C-2, Radford 10 31- 11
- 3rd: John Ayers C-1, Glenvar 12 24- 7
- 4th: Ryan Lowery D-1, Northwood 10 39- 7
- 5th: Davey Torrance B-3, Rappahannock County 9 26- 16
- 6th: Tristan Rion B-4, Buffalo Gap 10 33- 15
- 7th: Jarrett Brumett B-2, Madison County 10 33- 10
- 8th: Cameron Wines A-1, Middlesex 9 21- 8

Weight: 119

- 1st: Tanner Sutphin C-1, Radford 11 36- 3
- 2nd: Brandon Norris D-1, Rural Retreat 12 36- 4
- 3rd: Sean Hall B-1, Strasburg 10 49- 5
- 4th: Tyler Atwell B-3, Madison County 10 38- 7
- 5th: Ryan Pyles B-4, Buffalo Gap 10 34- 10
- 6th: John Wiley C-2, Glenvar 10 24- 13
- 7th: Zack Robinson D-2, John Battle 11 26- 17
- 8th: Keith Whatley A-1, Arcadia 10 25- 6

Weight: 125

- 1st: Steven Hall B-1, Manassas Park 12 35- 13
- 2nd: Tyler Beckner C-3, Floyd County 11 39- 10
- 3rd: Ben Cundiff C-1, Glenvar 11 33- 6
- 4th: Seth Tomlin C-2, Parry McCluer 11 30- 4
- 5th: Robert Meador B-4, Madison County 11 34- 11
- 6th: Michael Reynolds B-2, Buffalo Gap 11 36- 12
- 7th: Jeremiah James B-3, Amelia County 11 26- 14

8th: Parke Atkinson A-1, Northampton 12 28- 6

Weight: 130

1st: Adam Sandoe C-1, Radford 11 27- 4

2nd: Emory Barlow D-1, Holston 12 29- 3

3rd: Michael Prince B-1, Strasburg 11 40- 12

4th: Kevin Woods C-2, Glenvar 11 30- 9

5th: Aaron Benthal A-3, Mathews 12 75- 56

6th: Sam Frere A-1, Lancaster 10 41- 13

7th: Josh Sexton D-2, Chilhowie 12 33- 9

8th: Conrad Maszack A-4, Middlesex 11 21- 7

Weight: 135

1st: Jeremy Mowles C-1, Glenvar 11 30- 3

2nd: Anthony Franklin B-1, Stonewall Jackson 11 48- 2

3rd: Brent Judy B-2, Strasburg 12 37- 17

4th: Ibraheem Bullock A-2, Lancaster 11 27- 9

5th: Cash Brown A-1, Mathews 12 71- 48

6th: Will Dooley C-2, Parry McCluer 9 34- 21

7th: Michael Phillips D-1, Castlewood 12 37- 7

8th: Bernard McGee B-3, Chatham 12 37- 14

Weight: 140

1st: Jake Hunsucker B-1, Randolph-Henry 12 41- 5

2nd: Matt Gosalvez B-2, Manassas Park 12 30- 12

3rd: David Harrison D-1, Rural Retreat 11 22- 2

4th: Cody Via B-3, Wilson Memorial 11 41- 8

5th: Jake Hooker C-1, Glenvar 11 28- 14

6th: Max Lander C-2, Floyd County 11 44- 8

7th: Seth Lamb C-3, Covington 12 31- 16

8th: Braden Miller A-1, Mathews 12 40- 30

Weight: 145

1st: Aaron Blomberg C-1, Glenvar 12 38- 2

2nd: Jacob Bouchelle C-3, Parry McCluer 11 47- 9

3rd: Thomas Frere A-1, Lancaster 12 37- 11

4th: Ethan Bullock C-2, Covington 11 37- 13

5th: Will Necessary D-1, Holston 11 45- 5

6th: Danny Oktayuren B-3, Madison County 11 35- 11

7th: Ryan Rock A-3, Northampton 11 31- 15

8th: Robert Knight B-1, Buffalo Gap 12 30- 14

Weight: 152

- 1st: Daniel McGillivray B-1, Manassas Park 10 41- 3
- 2nd: Aaron Darnell B-2, Madison County 12 27- 5
- 3rd: Adam Blomberg C-1, Glenvar 12 37- 5
- 4th: Doug Bradley B-3, Riverheads 12 43- 3
- 5th: John Campbell D-1, Northwood 12 35- 6
- 6th: Bob Purkey D-2, Castlewood 12 35- 8
- 7th: Chris Shaheen A-1, Mathews 12 101- 49
- 8th: Jeremy Gilliam D-3, JJ Kelly 11 36- 11

Weight: 160

- 1st: Jonathan Pierce A-1, Mathews 12 69- 31
- 2nd: Seth Talbott B-2, Buffalo Gap 12 31- 7
- 3rd: Chris Ritter C-1, Radford 12 30- 16
- 4th: Carlos Brown D-1, Northwood 12 42- 7
- 5th: Philip Snyder A-2, Arcadia 11 19- 13
- 6th: Garrett Slagle C-3, Parry McCluer 12 37- 8
- 7th: Chris Bailey A-4, King William 10 16- 11
- 8th: Adrian Thacker D-3, St Paul 10 25- 8

Weight: 171

- 1st: Ryan Phillips D-1, Castlewood 10 41- 0
- 2nd: Ben Martell B-1, Manassas Park 12 35- 10
- 3rd: Steven Shillig D-2, Rural Retreat 12 39- 6
- 4th: Sherman Rogers A-1, Northampton 11 35- 9
- 5th: Nick Hornbeck A-2, Middlesex 12 25- 4
- 6th: Blair Mitchell C-1, Radford 12 30- 10
- 7th: Davy Cantor D-3, John Battle 12 40- 15
- 8th: Ian Bostwick C-2, Grayson County 12 24- 11

Weight: 189

- 1st: Ben Jamison C-1, Glenvar 12 35- 4
- 2nd: Joey Robertson C-2, Bath County 12 30- 7
- 3rd: Nicholas Keel B-1, Chatham 11 31- 6
- 4th: Matthew Phillips D-1, Castlewood 12 39- 3
- 5th: Emmanuel Alfred C-3, Covington 11 34- 8
- 6th: Arne M. Utne B-2, Rappahannock County 12 25- 9
- 7th: Alan Ward A-1, Mathews 11 71- 19
- 8th: Steve Parks B-3, George Mason 11 32- 10

Weight: 215

- 1st: Chris Boyd B-1, Randolph-Henry 11 26- 4
- 2nd: Carlos Ortiz B-2, Strasburg 11 47- 6
- 3rd: Ryan Jeter C-1, Covington 12 25- 4

4th: Kevin White A-1, King William 11 26- 3
5th: Marcus Burns C-2, James River 12 35- 7
6th: Cory Lollis B-4, Chatham 12 24- 12
7th: Andrew Blevins D-2, St Paul 12 35- 6
8th: Jason Arthur A-2, Mathews 11 37- 32

Weight: 285

1st: Scott Whitehead D-1, Rural Retreat 12 39- 2
2nd: Aaron Crabtree D-3, JJ Kelly 12 42- 7
3rd: Derrick Patterson C-1, Covington 12 39- 5
4th: Austin Wren B-3, Manassas Park 11 40- 11
5th: Kenneth Wilson A-1, Lancaster 12 41- 7
6th: Travis Boyd B-1, Randolph-Henry 12 23- 10
7th: Josh Penn C-2, Floyd County 11 33- 14
8th: B. J. Crawford D-2, St Paul 11 16- 6