

2014 Alignment Survey This form...

CURRENT VIEW

+ FILTER + COMPARE + SHOW

No rules applied

Rules allow you to FILTER, COMPARE and SHOW results to see trends and patterns. Learn more »

SAVED VIEWS (1)

Original View (No rules applied)

+ Save as...

EXPORTS

SHARED DATA

No shared data

Sharing allows you to share your survey results with others. You can share all data, a saved view, or a single question summary. Learn more »

Share All

RESPONDENTS: 236 of 236

Export All Share All

Question Summaries Data Trends Individual Responses

All Pages

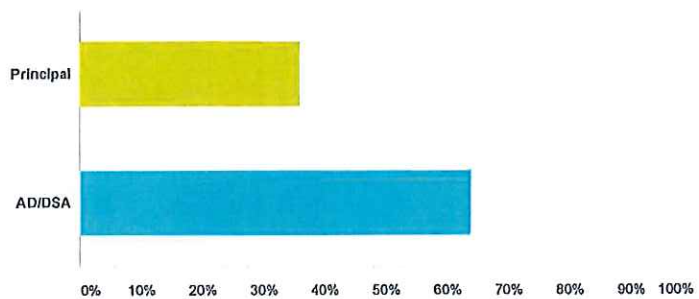
PAGE 1

Q1

Customize Export

What is your role?

Answered: 235 Skipped: 1



Answer Choices	Responses
Principal	36.17% 85
AD/DSA	63.83% 150
Total	235

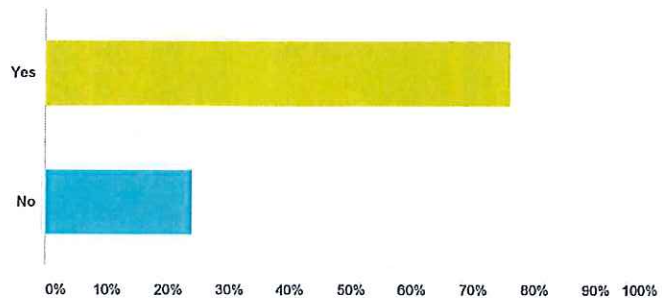
Comments (223)

Q6

Customize Export

When schools are next realigned, would you prefer to stay in your current district?

Answered: 230 Skipped: 6



Answer Choices	Responses
Yes	76.09% 175
No	23.91% 55
Total	230

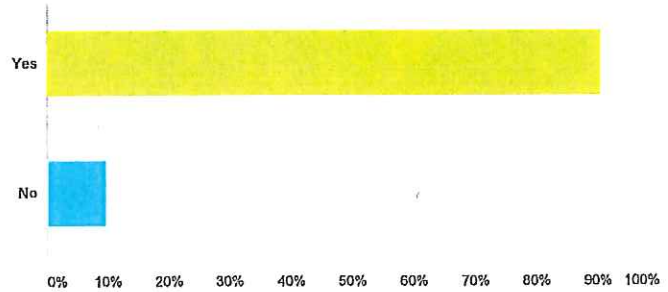
PAGE 3

Q9

Customize Export

When schools are next aligned, would you prefer to stay in your current conference?

Answered: 229 Skipped: 7



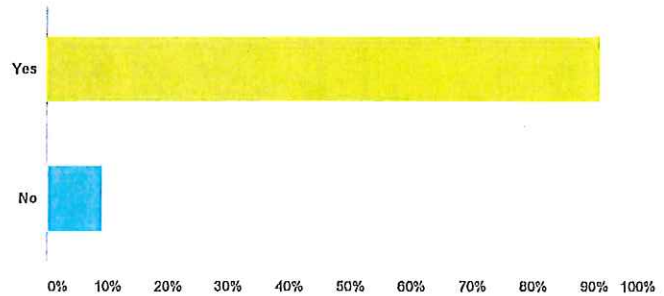
Answer Choices	Responses	
Yes	90.39%	207
No	9.61%	22
Total		229

Q12

Customize Export

When schools are next aligned, would you prefer to stay in your current region?

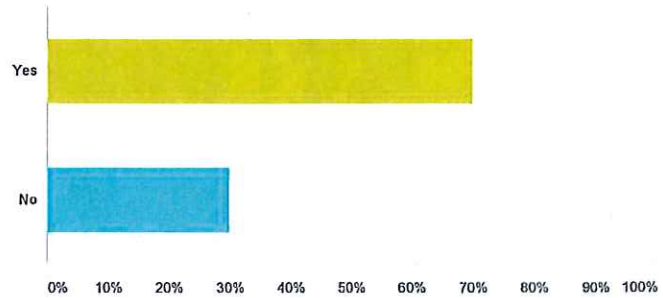
Answered: 227 Skipped: 9



Answer Choices	Responses	
Yes	90.75%	206
No	9.25%	21
Total		227

Would you be in favor of a four-year alignment cycle (with the option to consider significant changes on a case-by-case basis in the middle of that four-year cycle)? Aligning every four years would reduce the likelihood of frequent changes by schools "on the bubble" and would produce a greater degree of alignment stability.

Answered: 226 Skipped: 10



Answer Choices	Responses	
Yes	69.91%	158
No	30.09%	68
Total		226
Comments (65)		